



# KANE COUNTY

HOSCHEIT, Starrett, Allan, Kojzarek, Lenert, Scheflow, Wegman

## FINANCE AND BUDGET COMMITTEE

WEDNESDAY, JULY 25, 2018

---

County Board Room

Agenda

9:00 AM

Kane County Government Center, 719 S. Batavia Ave., Bldg. A, Geneva, IL 60134

---

1. **Call to Order**
2. **Minutes Approval: June 27, 2018**
3. **Public Comment**
4. **Treasurer's Report (D. Rickert)**
  - A. Monthly Report (attached)
5. **Finance Director's Report (J. Onzick)**
  - A. Monthly Report (attached)
  - B. FY19 Budget
6. **New Business**
  - A. **Resolution:** Amending Resolution No. 18-206 to Transfer Funds from the Cost-Share Drainage Fund (#405) to the Southwest Impact Fees Fund (#554)
  - B. **Resolution:** Authorizing FY18 Budget Adjustment to Support Office of Emergency Management Vaccinations
  - C. **Resolution:** Amending the 2018 Fiscal Year Budget Fund 222 Attorney General Victim Coordinator Grant
  - D. **Resolution:** Authorization to Accept a Farm to School Grant Award from the USDA and Amending the 2018 Fiscal Year Growing for Kane Budget
  - E. **Resolution:** Approving the Purchase of Four 2018 Police Pursuit Vehicles
  - F. **Resolution:** Authorizing Contracts for Web Design Services
  - G. **Resolution:** Approving Second Amendment to Intergovernmental Agreement between the Forest Preserve District of Kane County and the County of Kane to Fund Improvements at Settler's Hill Golf Course and Amending Kane County Financial Policies
  - H. **Resolution:** Approving of Personnel Hiring and Replacement, Kane County Division of Transportation - Planning & Programming (1)
  - I. **Resolution:** Authorizing Personnel Replacement and Amending Position Classification, Office Manager
  - J. **Resolution:** Authorization Exception to the County Financial Policies Regarding Personnel Hiring and Replacement
  - K. **Resolution:** Authorizing Personnel Replacement Hiring for Vacant Positions for Information Technologies Department
  - L. **Resolution:** Affirming Guidelines for Balancing the 2019 Fiscal Year Budget
  - M. **Resolution:** Approving June 2018 Payment of Claims

- 7. Old Business**
- 8. Auditor's Report (T. Hunt)**
  - A. Monthly Report (attached)
- 9. Reports Placed On File**
- 10. Executive Session**
- 11. Adjournment**

**COUNTY OF KANE  
OFFICE OF THE TREASURER  
DAVID J. RICKERT, CPA  
Geneva, Illinois 60134  
Phone: (630) 232-3565  
Fax: (630) 208-7549**

**To: Finance Committee**  
**From: David J. Rickert**  
**Date: July 25, 2018**  
**Subject: Update on Investments**

---

Attached is a copy of the June Weighted Average Investment Yield Report. This chart includes the rate earned by the 90 Day T-Bill, and State Treasurer on the IPTIP Account. You will notice the yield on all county investments for June was 1.77%.

Attached is the Summary of the Kane County Portfolio for the Month of June.

Sincerely,

*David J. Rickert*

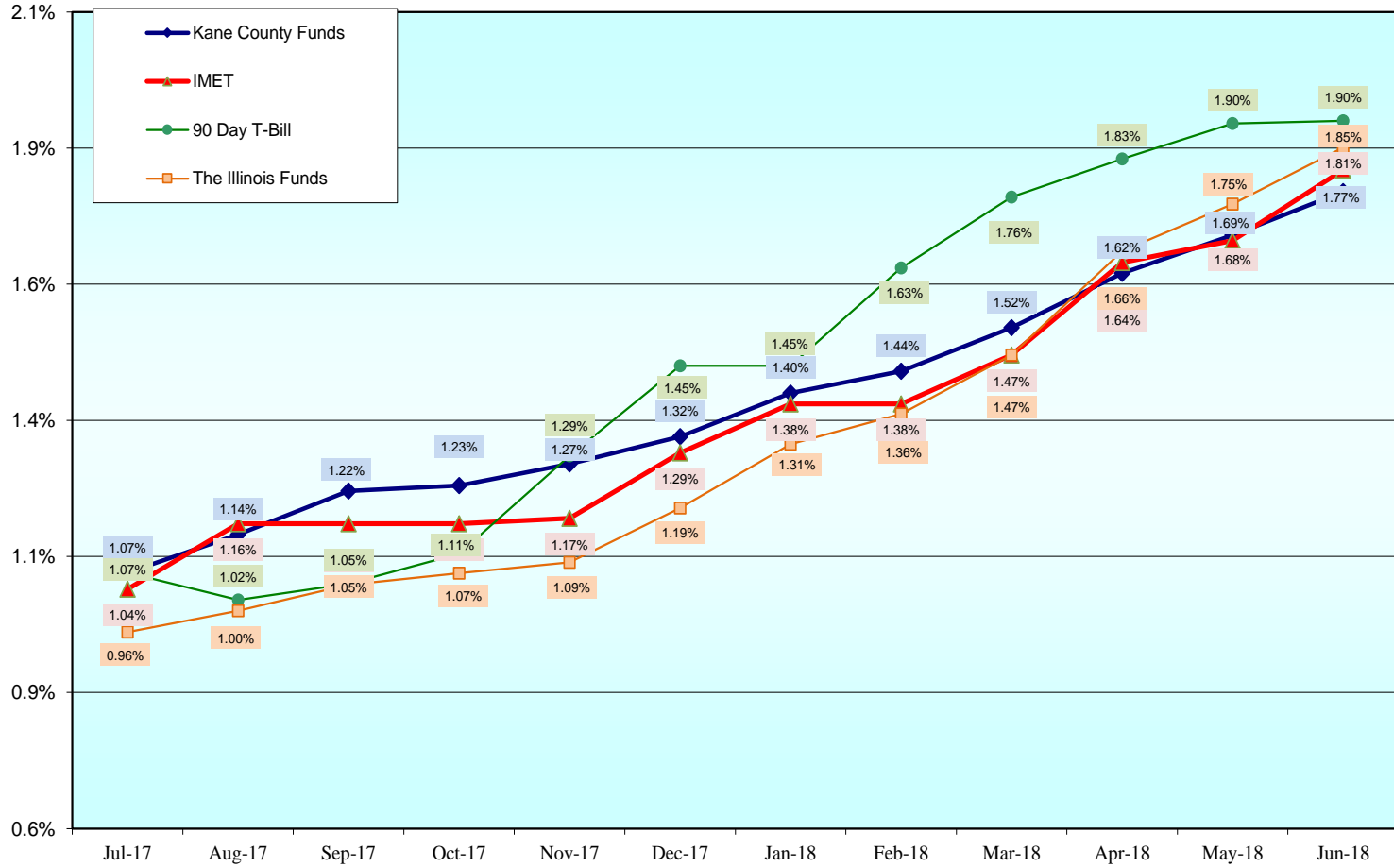
David J. Rickert, CPA  
Treasurer of Kane County

<b>KANE COUNTY TREASURER - PORTFOLIO SUMMARY</b>			6/30/2018
	<b>PURCH</b>	<b>CURRENT</b>	<b>INTEREST</b>
<b>ACCOUNT ASSETS</b>	<b>VALUE</b>	<b>MARKET</b>	<b>Rec'd in Current Month</b>
FDIC Savings/Checking Accounts	73,792,894	73,792,894	91,979
Investments	124,220,000	123,837,972	410,787
The Illinois Funds	27,549,625	27,549,625	40,294
CDARS Program - The Private Bank	19,000,000	19,000,000	17,057
<b>GRAND TOTAL</b>	<b>244,562,519</b>	<b>244,180,491</b>	<b>560,117</b>



## Kane County Weighted Average Investment Yield

(Includes all Investment Funds)  
Office of David J. Rickert  
Kane County Treasurer



To: Finance Committee  
From: Joe Onzick, Executive Finance Director  
Date: July 25, 2018  
Re: Monthly Report

---

### Finance and Budget Reports for FY18

Total County Budget, Finance Committee P-Card & Accounts Payable reports are included in the agenda packet for June 2018. Most of the budget variances seen in revenue and expenses can be explained by the following:

#### General Explanation for Normal Revenue Variances

The significantly higher than expected **revenue variances** seen in some departments are the result of internal transfers that occur at the start of the year. Examples of such transfers include \$2,382,634 of Grand Victoria Elgin Casino internal grants, a \$1,000,000 budgeted transfer from the General Fund for capital projects, \$771,091 of subscription fees from County Departments for KaneComm, \$384,830 of annual support service fees collected by IT from County Departments, a \$161,816 transfer to the Special Reserve for election equipment, a \$132,927 subsidy for Court Security from the General Fund, a \$100,000 transfer from the Coroner's Administration Fund to offset the Coroner's General Fund expenditures, and various transfers of pledged revenue for debt service.

#### General Explanation for Normal Expenditure Variances

The significantly higher than expected **expenditure variances** seen in some departments are the result of 1) encumbrances for expenses that will occur later in the year or in future years (as in Transportation), 2) transfers out for the purposes mentioned above, 3) timing of some payments that are made at the beginning of the year (insurance premiums, maintenance contracts, etc...), and 4) timing of purchases related to large capital projects. Expenditures greater than budget in grant funded funds that normally of no concern since they will be reimbursed by the grant. Any expenditures by the Regional Office of Education that are in excess of budget are also reimbursed at the end of the year.

#### Explanations for Other than Normal Expenditure Variances

- County Board – Personnel expense is running about 0.7% greater than budget due to overlap of employee on leave with that of employee who has taken over the duties of the employee on leave, as well as changes in health insurance elections. A budget adjustment will be requested to address this.
- Farmland Preservation – Personnel expense is running about 4.5% greater than budget. This is expected to be addressed by either an adjustment to the allocation of personnel expense to Farmland Preservation or a budget adjustment to correct a possible error in budgeting. There is sufficient fund balance to absorb the variance.
- Finance – The overage in Contractual Services is only temporary, and will be eliminated shortly after the expense belonging to another department is allocated to that department.
- Human Resources – Contractual Services is 3.85% over budget. This will be addressed by a budget adjustment later in the year, most likely from other categories within the Human Resource budget.
- County Clerk – Personnel expense is running about 44% greater than budget in the Vital Records Automation Fund because of more personnel being allocated to the fund than had originally been budgeted. The fund has sufficient cash on hand to absorb the additional expense for a short time. We will continue to monitor closely.

- State’s Attorney – Contractual Services in the Insurance Liability Fund have already reached 183% of the annual budget. A budget adjustment will be needed. We will continue to monitor closely.
- State’s Attorney – Personnel expense in the Environmental Prosecution Fund is running about 3.5% greater than budget. However, there is sufficient fund balance to absorb the difference.
- Court Services – Personnel expense in the Juvenile Drug Court is running 163% over budget due to a recent transfer of its budget to Veteran’s Court. It is possible actual expense needs to be transferred from Juvenile Drug Court to Veteran’s Court as well. Court Services is looking into this.
- Coroner – Personnel expense is running about 2.4% greater than budget in the General Fund. Overall, services are running about 1.4% over the YTD budget.
- Development – Personnel expense is running about 1% greater than budget in the General Fund due to termination payouts. It should improve as we progress through the year.
- Development – Homeless Management Info Systems and Continuum of Care Planning Grant are running over budget. However, these expenses will be reimbursed by grant proceeds.
- JJC/AJC Refunding Debt Service is running 129% of budget for admin expense due to an unbudgeted increase of \$100 to the administration fee.

#### Sheriff’s Custom YTD Budget Performance Report

According to the Sheriff’s Custom YTD Budget Performance Report, the Sheriff’s Office has a net unfavorable variance of \$190,652. The custom budget performance report, which takes into account the timing of revenues and significant expenditures, indicates the following:

- Total revenues are \$35,810 (or 3.3%) under the YTD budget.
- Total expenditures are \$162,042 (or 1%) over the YTD budget.
- The total net variance is an **unfavorable \$197,852**, which is an increase of \$112,152 since 6/21/18.
- If Adult Board & Care expense is excluded since its budget is part of the contingency, the net unfavorable variance is **\$190,652**.

#### Direct Tax Revenue

YTD Sales Tax collection through July is **4.6%** (\$347,427) over prior year, but **2.8%** (\$224,225) below budget. YTD Use Tax collection through July is **8.5%** (\$66,304) over prior year and **12.6%** (94,423) over budget. YTD RTA Sales Tax collection through July is **2.3%** (\$192,313) over prior year, but **0.2%** (\$19,198) below budget.

#### Shared Tax Revenue

YTD State Income Tax revenue through June is **3.2%** (\$123,663) below prior year, but **13.3%** (\$432,234) over budget. YTD Personal Property Replacement Tax collection through July is **10.8%** (\$146,576) below prior year and **54%** (\$425,236) over budget.

#### Court Security Fees

YTD Court Security Fee revenue collection through June is **4.5%** (\$54,981) below budget.

#### General Fund Projected Contingency Balance

**\$1,066,432** of the General Fund Contingency for FY18 remains available for general need.  
**\$ 50,000** of the General Fund Contingency for FY18 remains reserved for Adult Prisoner Room & Board.

#### Capital Fund

As of 7/17/2018, **18.6%** of the FY18 Capital Budget is expended, leaving **\$4,107,466** available.

Tim Keovongsak Earns CPPB Certification

I am very pleased to report that Tim Keovongsak in Purchasing has earned his certification as a Certified Professional Public Buyer (CPPB) from the Universal Public Procurement Certification Council effective May 7, 2018. This certification demonstrates that Tim has met the educational eligibility requirements as well as passed the rigorous certification exam. I congratulate Tim on this accomplishment, and for his diligence in working steadily towards this goal. As a result of this accomplishment, Tim was promoted from Buyer II to Buyer III. All members of the Purchasing Department are now Certified Professional Public Buyers, which gives the department the achievement of having a 100% certified staff.

Purchasing Report

The Purchasing Department sent 3 contract expiration notices in June to various departments and elected offices for upcoming contract expirations in order to begin the procurement process.

The Purchasing Staff began working on Bids/Request for Proposals for the following services in May:

- Bid 31-018 Adult Corrections Janitorial Supplies for the Sheriff’s Office. This bid is to hire a qualified and authorized Vendor for the purchase and delivery of universal toilet tissue for general-purpose usage and other miscellaneous janitorial supplies for the Kane County Adult Corrections Facility.
- RFP 32-018 Sex Offender Treatment and Counseling Services for Court Services to hire qualified and experienced professional agencies for the provision of comprehensive assessment, education, and treatment of adult and juvenile sex offenders.
- Bid 33-018 Compatible Server Memory for the Information Technology Department for the procurement of additional memory for the County’s server.
- RFP 34-018 Fleet Leasing Vehicle Program for the Kane County Transportation Division. The purpose of this procurement is to explore fleet vehicle options as a potential pilot program for KDOT as a cost savings measure in order to reduce vehicle costs by leasing instead of the current practice of buying vehicles.

Currently, 17 bids and requests for proposals are at various stages in the procurement process. Quote savings for June totaled \$3,009 and included \$579 for election supplies for County Clerk’s Office, \$81 for misc. computer supplies for IT and \$2,349 for ten (10) office chairs for the Coroner’s Office. Bid savings totaled \$27,178, and included \$17,471 for Bid 38-016 Laptops, Desktops and Monitors renewal and \$9,707 for Bid 23-018 Fiber Optic Support Services. The 2018 FYTD cost savings total is \$1,009,268.

The County received a procurement card rebate check in the amount of \$1,392, based on the calendar year 2017 annual spend of \$250,000.

The County participated with the Sheriff’s Office Seizure Vehicle Live Auction on Saturday, June 16, 2018 at the Fabyan Parkway lot. The Sheriff sold approximately twenty-two (22) seizure vehicles and the County sold fifteen (15) surplus vehicles. The Auctioneer’s Flyer was posted on home page of County’s website and the Purchasing page. There were feature articles that also ran in the Kane County Connects newsletter. The Director of Purchasing attended this event in order to observe the auction proceedings. Net sales for this live auction totaled \$19,285 for the County and \$14,200 for the Sheriff, for a combined total of \$33,485. (Net sales consist of gross proceeds less the Auctioneer’s 10% fee and advertising expenses.)

Monthly Statistics for June 2018:

Quotations Solicited	11	FOIA Requests	1
Purchase Orders Issued	181	Contractor Disclosures Reviewed	12
Insurance Certificates Reviewed	28	Contracts Prepared	2
Contract Renewals Awarded	3		

**Kane County Revenue Report - Summary  
Through June 30, 2018 (58.3% YTD)**

	Current Month Transactions	Total Amended Budget	Total Amended Budget excluding Cash on Hand	YTD Actual Transactions	Total % Received
<b>000 General Government Revenue</b>	<b>18,508,156</b>	<b>64,253,565</b>	<b>64,253,565</b>	<b>32,109,245</b>	<b>49.97%</b>
001 General Fund	17,118,656	60,950,594	60,950,594	30,304,267	49.72%
010 Insurance Liability	1,389,499	3,302,971	3,302,971	1,804,977	54.65%
<b>010 County Board</b>	<b>2,385</b>	<b>4,789,187</b>	<b>4,066,129</b>	<b>3,275,961</b>	<b>80.57%</b>
001 General Fund	2,385	149,450	149,450	147,735	98.85%
120 Grand Victoria Casino Elgin	0	3,336,503	3,031,179	2,804,716	92.53%
430 Farmland Preservation	0	1,303,234	885,500	323,510	36.53%
<b>060 Information Technologies</b>	<b>122,181</b>	<b>3,343,259</b>	<b>2,567,589</b>	<b>1,451,774</b>	<b>56.54%</b>
001 General Fund	8,721	893,189	893,189	433,021	48.48%
101 Geographic Information Systems	113,460	2,072,227	1,349,400	701,726	52.00%
385 IL Counties Information Mgmt	0	10,223	8,000	27	0.33%
390 Web Technical Services	0	367,620	317,000	317,000	100.00%
<b>120 Human Resource Management</b>	<b>0</b>	<b>4,000</b>	<b>4,000</b>	<b>341</b>	<b>8.52%</b>
246 Employee Events Fund	0	4,000	4,000	341	8.52%
<b>150 Treasurer/Collector</b>	<b>0</b>	<b>1,845,195</b>	<b>1,758,500</b>	<b>9,964</b>	<b>0.57%</b>
001 General Fund	0	1,676,000	1,676,000	0	0.00%
150 Tax Sale Automation	0	148,195	61,500	5,521	8.98%
268 Sale & Error	0	21,000	21,000	4,443	21.16%
<b>170 Supervisor of Assessments</b>	<b>7,058</b>	<b>93,889</b>	<b>93,889</b>	<b>46,730</b>	<b>49.77%</b>
001 General Fund	7,058	93,889	93,889	46,730	49.77%
<b>190 County Clerk</b>	<b>205,864</b>	<b>1,455,800</b>	<b>1,336,650</b>	<b>791,334</b>	<b>59.20%</b>
001 General Fund	191,000	1,162,650	1,162,650	686,907	59.08%
160 Vital Records Automation	14,864	293,150	174,000	104,428	60.02%
<b>210 Recorder</b>	<b>390,402</b>	<b>4,181,302</b>	<b>3,713,200</b>	<b>2,223,364</b>	<b>59.88%</b>
001 General Fund	322,625	2,922,200	2,922,200	1,801,039	61.63%
170 Recorder's Automation	67,777	1,259,102	791,000	422,326	53.39%
<b>240 Judiciary and Courts</b>	<b>0</b>	<b>503,000</b>	<b>503,000</b>	<b>243,728</b>	<b>48.45%</b>
001 General Fund	0	308,300	308,300	122,156	39.62%
195 Children's Waiting Room	0	137,000	137,000	80,127	58.49%
196 D.U.I.	0	12,350	12,350	13,688	110.84%
0	0	45,350	45,350	27,757	61.21%
<b>250 Circuit Clerk</b>	<b>0</b>	<b>8,768,500</b>	<b>8,768,500</b>	<b>4,638,464</b>	<b>52.90%</b>
001 General Fund	0	5,215,000	5,215,000	2,803,470	53.76%
200 Court Automation	0	1,505,000	1,505,000	773,661	51.41%
201 Court Document Storage	0	1,445,000	1,445,000	736,942	51.00%
202 Child Support	0	100,500	100,500	48,993	48.75%
203 Circuit Clerk Admin Services	0	387,500	387,500	214,530	55.36%
204 Circuit Clk Electronic Citation	0	115,500	115,500	60,867	52.70%
<b>300 State's Attorney</b>	<b>552,659</b>	<b>4,900,083</b>	<b>3,948,187</b>	<b>2,216,896</b>	<b>56.15%</b>
001 General Fund	17,784	1,098,647	1,098,647	617,834	56.24%
220 Title IV-D	179,345	672,642	672,594	294,720	43.82%
221 Drug Prosecution	30,687	370,659	187,483	84,947	45.31%
222 Victim Coordinator Services	7,215	196,083	155,611	65,132	41.86%
223 Domestic Violence	0	476,290	312,446	315,739	101.05%
224 Environmental Prosecution	0	35,994	35,994	36,711	101.99%
225 Auto Theft Task Force	0	339	339	294	86.61%
230 Child Advocacy Center	41,446	1,156,241	816,145	451,125	55.28%

**Kane County Revenue Report - Summary  
Through June 30, 2018 (58.3% YTD)**

	Current Month Transactions	Total Amended Budget	Total Amended Budget excluding Cash on Hand	YTD Actual Transactions	Total % Received
231 Equitable Sharing Program	0	55,000	55,000	481	0.87%
232 State's Atty Records Automation	0	97,558	97,558	17,880	18.33%
233 Bad Check Restitution	900	25,000	25,000	2,106	8.42%
234 Drug Asset Forfeiture	7,302	309,260	85,000	15,435	18.16%
235 State's Attorney Employee Events	0	10	10	0	3.10%
236 Child Advocacy Advisory Board	0	26,000	26,000	204	0.78%
237 Money Laundering - State's Atty	259,808	309,260	309,260	259,808	84.01%
490 Kane County Law Enforcement	8,172	71,100	71,100	54,480	76.62%
<b>360 Public Defender</b>	<b>10,555</b>	<b>136,890</b>	<b>136,890</b>	<b>54,684</b>	<b>39.95%</b>
001 General Fund	10,555	136,890	136,890	54,684	39.95%
<b>370 Law Library</b>	<b>785</b>	<b>309,265</b>	<b>309,265</b>	<b>181,430</b>	<b>58.66%</b>
250 Law Library	785	309,265	309,265	181,430	58.66%
<b>380 Sheriff</b>	<b>10,200</b>	<b>4,986,752</b>	<b>4,986,752</b>	<b>2,422,669</b>	<b>48.58%</b>
001 General Fund	10,200	1,963,500	1,963,500	747,786	38.08%
249 Bomb Squad SWAT	0	2,100	2,100	0	0.00%
251 Canteen Commission	0	165,000	165,000	0	0.00%
252 County Sheriff DEF Federal	0	24,000	24,000	8,584	35.77%
253 County Sheriff DEF Local	0	50,000	50,000	0	0.00%
254 FATS	0	1,200	1,200	0	0.00%
255 K-9 Unit	0	3,000	3,000	0	0.00%
256 Vehicle Maintenance/Purchase	0	8,000	8,000	0	0.00%
257 Sheriff DUI Fund	0	5,000	5,000	0	0.00%
259 Transportation Safety Highway HB	0	5,000	5,000	148	2.96%
260 Court Security	0	2,734,527	2,734,527	1,654,754	60.51%
262 AJF Medical Cost	0	25,425	25,425	11,397	44.83%
<b>425 Kane Comm</b>	<b>144,128</b>	<b>2,269,492</b>	<b>2,269,492</b>	<b>1,529,724</b>	<b>67.40%</b>
269 Kane Comm	144,128	2,269,492	2,269,492	1,529,724	67.40%
<b>430 Court Services</b>	<b>77,420</b>	<b>7,523,359</b>	<b>7,247,134</b>	<b>4,041,516</b>	<b>55.77%</b>
001 General Fund	74,015	5,248,722	5,248,722	2,783,949	53.04%
270 Probation Services	2,295	1,114,000	1,114,000	613,123	55.04%
271 Substance Abuse Screening	1,110	80,000	80,000	33,970	42.46%
273 Drug Court Special Resources	0	958,978	749,362	583,403	77.85%
275 Juvenile Drug Court	0	111,609	45,000	19,028	42.28%
276 Probation Victim Services	0	10,000	10,000	7,997	79.97%
278 Juvenile Justice Donation Fund	0	50	50	46	91.64%
<b>490 Coroner</b>	<b>8,300</b>	<b>329,570</b>	<b>201,065</b>	<b>172,999</b>	<b>86.04%</b>
001 General Fund	0	100,000	100,000	100,000	100.00%
289 Coroner Administration	8,300	229,570	101,065	72,999	72.23%
<b>500 Animal Control</b>	<b>80,867</b>	<b>861,003</b>	<b>861,003</b>	<b>509,491</b>	<b>59.17%</b>
290 Animal Control	80,867	861,003	861,003	509,491	59.17%
<b>510 Emergency Management Services</b>	<b>0</b>	<b>109,807</b>	<b>109,807</b>	<b>8,814</b>	<b>8.03%</b>
001 General Fund	0	102,007	102,007	0	0.00%
247 EMA Volunteer Fund	0	3,600	3,600	1,847	51.31%
248 KC Emergency Planning	0	4,200	4,200	6,967	165.88%

**Kane County Revenue Report - Summary  
Through June 30, 2018 (58.3% YTD)**

	Current Month Transactions	Total Amended Budget	Total Amended Budget excluding Cash on Hand	YTD Actual Transactions	Total % Received
<b>520 Transportation</b>	<b>5,316,406</b>	<b>117,055,511</b>	<b>81,785,039</b>	<b>18,049,642</b>	<b>22.07%</b>
300 County Highway	2,261,177	7,547,604	5,816,609	2,866,784	49.29%
301 County Bridge	173,878	360,000	329,695	196,005	59.45%
302 Motor Fuel Tax	547,199	14,472,570	6,383,836	2,819,238	44.16%
303 County Highway Matching	28,935	67,270	65,325	34,280	52.48%
304 Motor Fuel Local Option	788,774	16,341,879	9,533,385	4,183,941	43.89%
305 Transportation Sales Tax	1,261,491	37,530,324	26,484,407	6,448,869	24.35%
515 Longmeadow Bond Construction	0	30,000,000	30,000,000	0	0.00%
540 Transportation Capital	0	2,300,243	1,086,603	133,677	12.30%
550 Aurora Area Impact Fees	0	21,500	21,500	28,022	130.33%
551 Campton Hills Impact Fees	0	260,491	79,000	6,972	8.83%
552 Greater Elgin Impact Fees	0	81,500	62,329	36,852	59.12%
553 Northwest Impact Fees	0	26,500	26,500	15,721	59.33%
554 Southwest Impact Fees	32,545	352,000	42,250	47,505	112.44%
555 Tri-Cities Impact Fees	0	223,750	81,000	27,360	33.78%
556 Upper Fox Impact Fees	0	443,651	46,500	31,060	66.80%
557 West Central Impact Fees	0	10,500	10,100	4,952	49.03%
558 North Impact Fees	105,865	1,953,470	756,000	567,238	75.03%
559 Central Impact Fees	101,666	2,195,630	354,000	348,254	98.38%
560 South Impact Fees	14,876	2,866,629	606,000	252,912	41.73%
<b>580 Health</b>	<b>943,096</b>	<b>6,392,506</b>	<b>5,938,722</b>	<b>3,783,689</b>	<b>63.71%</b>
350 County Health	912,434	5,844,037	5,390,253	3,347,293	62.10%
351 Kane Kares	30,662	548,469	548,469	436,396	79.57%
<b>660 Veterans' Commission</b>	<b>135,942</b>	<b>331,071</b>	<b>310,652</b>	<b>159,241</b>	<b>51.26%</b>
380 Veterans' Commission	135,942	331,071	310,652	159,241	51.26%
<b>670 Environmental Management</b>	<b>1,381</b>	<b>5,182,359</b>	<b>403,800</b>	<b>365,050</b>	<b>90.40%</b>
420 Stormwater Management	1,025	200,807	121,176	125,896	103.90%
650 Enterprise Surcharge	356	481,552	229,367	199,034	86.78%
651 Enterprise General	0	4,500,000	53,257	40,120	75.33%
<b>690 Development</b>	<b>817,127</b>	<b>5,826,514</b>	<b>5,182,693</b>	<b>3,298,226</b>	<b>63.64%</b>
001 General Fund	188,982	1,314,200	1,314,200	672,995	51.21%
400 Economic Development	0	157,316	89,490	90,342	100.95%
401 Community Dev Block Program	105,598	1,216,062	1,216,062	1,091,616	89.77%
402 HOME Program	182,041	925,312	925,312	641,635	69.34%
403 Unincorporated Stormwater Mgmt	0	499	499	523	104.72%
404 Homeless Management Info Systems	14,937	135,245	135,245	90,181	66.68%
405 Cost Share Drainage	0	199,289	199,289	182,902	91.78%
406 OCR & Recovery Act Programs	0	184,993	184,993	36,233	19.59%
407 Quality of Kane Grants	0	30,110	30,110	20,342	67.56%
408 Neighborhood Stabilization Progr	0	170,000	0	0	N/A
409 Continuum of Care Planning Grant	10,048	71,569	71,569	21,874	30.56%
410 Elgin CDBG	12,571	175,404	175,404	58,072	33.11%
425 Blighted Structure Demolition	0	120,000	120,000	686	0.57%
435 Growing for Kane	0	14,132	132	10,179	7,711.54%
520 Mill Creek Special Service Area	287,388	1,073,844	683,844	362,950	53.08%
521 Bowes Creek Special Service Area	0	11	11	9	85.09%

**Kane County Revenue Report - Summary  
Through June 30, 2018 (58.3% YTD)**

	Current Month Transactions	Total Amended Budget	Total Amended Budget excluding Cash on Hand	YTD Actual Transactions	Total % Received
5300 Sunvale SBA SW 37	189	488	488	209	42.83%
5301 Middle Creek SBA SW38	1,463	1,950	1,950	1,474	75.57%
5302 Shirewood Farm SSA SW39	1,174	2,349	2,349	1,174	49.99%
5303 Ogden Gardens SBA SW40	1,306	2,540	2,540	1,365	53.72%
5304 Wildwood West SBA SW41	4,157	11,747	9,752	5,419	55.56%
5305 Savanna Lakes SBA SW42	0	2,894	2,894	0	0.00%
5306 Cheval DeSelle Venetian SBA SW43	2,244	5,009	5,009	2,590	51.70%
5308 Plank Road Estates SBA SW45	1,570	3,350	3,350	1,663	49.65%
5310 Exposition View SBA SW47	1,613	4,105	4,105	1,824	44.43%
5311 Pasadena Drive SBA SW48	1,273	2,881	2,881	1,395	48.40%
5312 Tamara Dittman SBA SW 50	573	1,215	1,215	573	47.20%
<b>760 Debt Service</b>	<b>43,401</b>	<b>7,841,244</b>	<b>7,841,244</b>	<b>6,634,946</b>	<b>84.62%</b>
601 Public Building Commission	0	18,900	18,900	16,303	86.26%
620 Motor Fuel Tax Debt Service	0	3,522,100	3,522,100	3,519,612	99.93%
621 Transit Sales Tax Debt Service	0	1,467	1,467	1,279	87.18%
622 Recovery Zone Bond Debt Service	43,401	888,655	888,655	384,823	43.30%
623 JJC/AJC Refunding Debt Service	0	2,714,300	2,714,300	2,712,929	99.95%
624 Longmeadow Debt Service	0	695,822	695,822	0	0.00%
<b>800 Other- Countywide Expenses</b>	<b>5,500,622</b>	<b>38,574,558</b>	<b>32,564,348</b>	<b>16,552,166</b>	<b>50.83%</b>
100 County Automation	678	6,834	6,834	4,656	68.14%
110 Illinois Municipal Retirement	2,856,518	6,744,592	6,481,592	3,281,623	50.63%
111 FICA/Social Security	1,681,349	3,914,757	3,809,757	1,927,480	50.59%
112 Special Reserve	0	514,471	163,346	177,050	108.39%
113 Emergency Reserve	0	44,820	44,820	34,738	77.51%
114 Property Tax Freeze Protection	0	600,000	11,070	10,304	93.08%
125 Public Safety Sales Tax	136,585	2,408,253	1,575,700	657,682	41.74%
127 Judicial Technology Sales Tax	91,056	1,043,057	1,043,057	433,507	41.56%
500 Capital Projects	18,189	4,894,349	1,789,375	1,173,253	65.57%
652 Health Insurance Fund	716,247	18,403,425	17,638,797	8,851,872	50.18%
<b>900 Contingency</b>	<b>0</b>	<b>28,665</b>	<b>28,665</b>	<b>24,364</b>	<b>85.00%</b>
660 Working Cash	0	28,665	28,665	24,364	85.00%
<b>Grand Total</b>	<b>32,878,934</b>	<b>291,896,346</b>	<b>241,189,780</b>	<b>104,796,453</b>	<b>43.45%</b>



**Kane County Expenditure Report - Summary**  
**Through June 30, 2018 (58.3% YTD, 61.54% Payroll)**

	Current Month Transactions	Total Amended Budget	Total Amended Budget excluding Net Income	YTD Actual Transactions	YTD Encumbrances	Total % Used
<b>010 County Board</b>	<b>193,894</b>	<b>5,896,443</b>	<b>5,896,443</b>	<b>3,761,097</b>	<b>0</b>	<b>63.79%</b>
001 General Fund	144,811	1,256,706	1,256,706	779,399	0	62.02%
120 Grand Victoria Casino Elgin	43,324	3,336,503	3,336,503	2,886,784	0	86.52%
430 Farmland Preservation	5,759	1,303,234	1,303,234	94,914	0	7.28%
<b>040 Finance</b>	<b>83,687</b>	<b>793,898</b>	<b>793,898</b>	<b>515,944</b>	<b>790</b>	<b>64.99%</b>
001 General Fund	83,687	793,898	793,898	515,944	790	64.99%
<b>060 Information Technologies</b>	<b>483,274</b>	<b>6,180,079</b>	<b>6,180,079</b>	<b>3,122,617</b>	<b>363,788</b>	<b>50.53%</b>
001 General Fund	332,814	3,730,009	3,730,009	2,078,699	71,999	55.73%
101 Geographic Information Systems	125,109	2,072,227	2,072,227	949,346	291,789	45.81%
385 IL Counties Information Mgmt	2,730	10,223	10,223	2,730	0	26.70%
390 Web Technical Services	22,621	367,620	367,620	91,841	0	24.98%
<b>080 Building Management</b>	<b>328,234</b>	<b>4,271,210</b>	<b>4,271,210</b>	<b>2,404,849</b>	<b>119,842</b>	<b>56.30%</b>
001 General Fund	328,234	4,271,210	4,271,210	2,404,849	119,842	56.30%
<b>120 Human Resource Management</b>	<b>(585,962)</b>	<b>2,436,001</b>	<b>2,436,001</b>	<b>1,849,740</b>	<b>0</b>	<b>75.93%</b>
001 General Fund	34,676	377,429	377,429	184,406	0	48.86%
010 Insurance Liability	(621,073)	2,054,572	2,054,572	1,664,899	0	81.03%
246 Employee Events Fund	435	4,000	4,000	435	0	10.88%
<b>140 County Auditor</b>	<b>31,208</b>	<b>308,491</b>	<b>308,491</b>	<b>181,742</b>	<b>578</b>	<b>58.91%</b>
001 General Fund	31,208	308,491	308,491	181,742	578	58.91%
<b>150 Treasurer/Collector</b>	<b>83,632</b>	<b>801,814</b>	<b>801,814</b>	<b>402,586</b>	<b>2,137</b>	<b>50.21%</b>
001 General Fund	74,725	632,619	632,619	384,620	2,137	60.80%
150 Tax Sale Automation	8,907	148,195	148,195	17,965	0	12.12%
268 Sale & Error	0	21,000	21,000	0	0	0.00%
<b>170 Supervisor of Assessments</b>	<b>121,774</b>	<b>1,216,826</b>	<b>1,216,826</b>	<b>650,243</b>	<b>6,105</b>	<b>53.44%</b>
001 General Fund	121,774	1,216,826	1,216,826	650,243	6,105	53.44%
<b>190 County Clerk</b>	<b>509,300</b>	<b>3,219,098</b>	<b>3,111,493</b>	<b>1,869,084</b>	<b>11,615</b>	<b>60.07%</b>
001 General Fund	478,518	2,925,948	2,925,948	1,741,637	8,634	59.52%
160 Vital Records Automation	30,782	293,150	185,545	127,447	2,981	68.69%
<b>210 Recorder</b>	<b>135,812</b>	<b>2,042,584</b>	<b>2,042,584</b>	<b>813,333</b>	<b>0</b>	<b>39.82%</b>
001 General Fund	83,657	783,482	783,482	464,654	0	59.31%
170 Recorder's Automation	52,156	1,259,102	1,259,102	348,679	0	27.69%
<b>230 Regional Office of Education</b>	<b>40,814</b>	<b>297,850</b>	<b>297,850</b>	<b>205,169</b>	<b>0</b>	<b>68.88%</b>
001 General Fund	40,814	297,850	297,850	205,169	0	68.88%
<b>240 Judiciary and Courts</b>	<b>278,313</b>	<b>3,388,305</b>	<b>3,380,647</b>	<b>1,656,928</b>	<b>1,942</b>	<b>49.01%</b>
001 General Fund	266,789	3,193,605	3,193,605	1,572,303	1,942	49.23%
195 Children's Waiting Room	10,035	137,000	137,000	67,130	0	49.00%
196 D.U.I.	0	12,350	5,000	0	0	0.00%
197 Foreclosure Mediation Fund	1,489	45,350	45,042	20,450	0	45.40%
492 Marriage Fees	0	0	0	(2,955)	0	N/A

**Kane County Expenditure Report - Summary**  
**Through June 30, 2018 (58.3% YTD, 61.54% Payroll)**

	Current Month Transactions	Total Amended Budget	Total Amended Budget excluding Net Income	YTD Actual Transactions	YTD Encumbrances	Total % Used
<b>250 Circuit Clerk</b>	<b>716,633</b>	<b>7,350,528</b>	<b>7,305,592</b>	<b>3,742,000</b>	<b>0</b>	<b>51.22%</b>
001 General Fund	371,236	3,797,028	3,797,028	2,163,592	0	56.98%
200 Court Automation	113,104	1,505,000	1,505,000	516,195	0	34.30%
201 Court Document Storage	171,358	1,445,000	1,445,000	767,343	0	53.10%
202 Child Support	9,734	100,500	100,500	54,178	0	53.91%
203 Circuit Clerk Admin Services	43,520	387,500	387,500	204,700	0	52.83%
204 Circuit Clk Electronic Citation	7,681	115,500	70,564	35,992	0	51.01%
<b>300 State's Attorney</b>	<b>1,407,121</b>	<b>10,700,757</b>	<b>10,564,578</b>	<b>5,981,989</b>	<b>13,331</b>	<b>56.62%</b>
001 General Fund	568,041	5,650,922	5,650,922	3,218,930	13,331	56.96%
010 Insurance Liability	258,764	1,248,399	1,248,399	992,005	0	79.46%
220 Title IV-D	87,378	672,642	672,642	368,946	0	54.85%
221 Drug Prosecution	40,570	370,659	370,659	170,491	0	46.00%
222 Victim Coordinator Services	9,280	196,083	196,083	37,643	0	19.20%
223 Domestic Violence	65,436	476,290	476,290	296,668	0	62.29%
224 Environmental Prosecution	4,866	35,994	35,994	23,465	0	65.19%
225 Auto Theft Task Force	0	339	0	0	0	N/A
230 Child Advocacy Center	144,867	1,156,241	1,156,241	623,548	0	53.93%
231 Equitable Sharing Program	0	55,000	55,000	0	0	0.00%
232 State's Atty Records Automation	3,399	97,558	95,978	4,394	0	4.58%
233 Bad Check Restitution	0	25,000	25,000	4,490	0	17.96%
234 Drug Asset Forfeiture	224,519	309,260	309,260	230,846	0	74.64%
235 State's Attorney Employee Events	0	10	10	541	0	5,414.80%
236 Child Advocacy Advisory Board	0	26,000	26,000	0	0	0.00%
237 Money Laundering - State's Atty	0	309,260	175,000	0	0	0.00%
490 Kane County Law Enforcement	0	71,100	71,100	10,022	0	14.10%
<b>360 Public Defender</b>	<b>428,173</b>	<b>3,879,432</b>	<b>3,879,432</b>	<b>2,357,570</b>	<b>4,000</b>	<b>60.77%</b>
001 General Fund	428,173	3,879,432	3,879,432	2,357,570	4,000	60.77%
<b>370 Law Library</b>	<b>21,974</b>	<b>309,265</b>	<b>309,265</b>	<b>144,056</b>	<b>0</b>	<b>46.58%</b>
250 Law Library	21,974	309,265	309,265	144,056	0	46.58%
<b>380 Sheriff</b>	<b>2,893,065</b>	<b>29,358,890</b>	<b>29,358,890</b>	<b>16,202,125</b>	<b>0</b>	<b>55.19%</b>
001 General Fund	2,587,562	26,335,638	26,335,638	14,821,174	0	56.28%
249 Bomb Squad SWAT	0	2,100	2,100	0	0	0.00%
251 Canteen Commission	0	165,000	165,000	0	0	0.00%
252 County Sheriff DEF Federal	0	24,000	24,000	0	0	0.00%
253 County Sheriff DEF Local	0	50,000	50,000	0	0	0.00%
254 FATS	0	1,200	1,200	0	0	0.00%
255 K-9 Unit	0	3,000	3,000	0	0	0.00%
256 Vehicle Maintenance/Purchase	0	8,000	8,000	0	0	0.00%
257 Sheriff DUI Fund	0	5,000	5,000	0	0	0.00%
259 Transportation Safety Highway HB	0	5,000	5,000	0	0	0.00%
260 Court Security	305,503	2,734,527	2,734,527	1,380,951	0	50.50%
262 AJF Medical Cost	0	25,425	25,425	0	0	0.00%
<b>420 Merit Commission</b>	<b>7,850</b>	<b>97,832</b>	<b>97,832</b>	<b>50,417</b>	<b>0</b>	<b>51.53%</b>
001 General Fund	7,850	97,832	97,832	50,417	0	51.53%
<b>425 Kane Comm</b>	<b>264,169</b>	<b>2,269,492</b>	<b>2,215,636</b>	<b>1,414,525</b>	<b>1,641</b>	<b>63.84%</b>
269 Kane Comm	264,169	2,269,492	2,215,636	1,414,525	1,641	63.84%
<b>430 Court Services</b>	<b>1,254,349</b>	<b>14,288,863</b>	<b>14,288,863</b>	<b>7,746,457</b>	<b>(79)</b>	<b>54.21%</b>
001 General Fund	1,053,570	12,014,226	12,014,226	6,639,459	(79)	55.26%
270 Probation Services	83,841	1,114,000	1,114,000	405,137	0	36.37%
271 Substance Abuse Screening	520	80,000	80,000	11,459	0	14.32%
273 Drug Court Special Resources	106,550	958,978	958,978	592,404	0	61.77%
275 Juvenile Drug Court	9,421	111,609	111,609	97,676	0	87.52%
276 Probation Victim Services	0	10,000	10,000	0	0	0.00%
277 Victim Impact Panel	0	0	0	(300)	0	N/A
278 Juvenile Justice Donation Fund	447	50	50	621	0	1,241.68%

**Kane County Expenditure Report - Summary**  
**Through June 30, 2018 (58.3% YTD, 61.54% Payroll)**

	Current Month Transactions	Total Amended Budget	Total Amended Budget excluding Net Income	YTD Actual Transactions	YTD Encumbrances	Total % Used
<b>490 Coroner</b>	<b>133,238</b>	<b>1,172,597</b>	<b>1,172,597</b>	<b>724,764</b>	<b>0</b>	<b>61.81%</b>
001 General Fund	125,702	943,027	943,027	588,597	0	62.42%
289 Coroner Administration	7,536	229,570	229,570	136,167	0	59.31%
<b>500 Animal Control</b>	<b>89,290</b>	<b>861,003</b>	<b>861,003</b>	<b>419,794</b>	<b>38,304</b>	<b>48.76%</b>
290 Animal Control	89,290	861,003	861,003	419,794	38,304	48.76%
<b>510 Emergency Management Services</b>	<b>21,303</b>	<b>236,828</b>	<b>235,379</b>	<b>132,266</b>	<b>0</b>	<b>56.19%</b>
001 General Fund	20,776	229,028	229,028	128,998	0	56.32%
247 EMA Volunteer Fund	199	3,600	2,750	2,690	0	97.81%
248 KC Emergency Planning	328	4,200	3,601	578	0	16.05%
<b>520 Transportation</b>	<b>3,594,706</b>	<b>117,055,511</b>	<b>102,555,511</b>	<b>15,366,986</b>	<b>41,731,515</b>	<b>14.98%</b>
300 County Highway	590,534	7,547,604	7,547,604	3,139,624	1,905,136	41.60%
301 County Bridge	78,952	360,000	360,000	172,680	258,170	47.97%
302 Motor Fuel Tax	386,336	14,472,570	14,472,570	5,641,349	4,820,785	38.98%
303 County Highway Matching	0	67,270	67,270	33,622	-31,477	49.98%
304 Motor Fuel Local Option	573,978	16,341,879	16,341,879	1,620,048	14,837,705	9.91%
305 Transportation Sales Tax	425,547	37,530,324	37,530,324	2,179,635	12,694,249	5.81%
515 Longmeadow Bond Construction	0	30,000,000	15,500,000	0	0	0.00%
540 Transportation Capital	1,328,558	2,300,243	2,300,243	1,498,808	1,758,571	65.16%
550 Aurora Area Impact Fees	51,059	21,500	21,500	51,059	0	237.48%
551 Campton Hills Impact Fees	0	260,491	260,491	0	39,107	0.00%
552 Greater Elgin Impact Fees	21,933	81,500	81,500	77,639	686,560	95.26%
553 Northwest Impact Fees	0	26,500	26,500	0	0	0.00%
554 Southwest Impact Fees	0	352,000	352,000	0	735,220	0.00%
555 Tri-Cities Impact Fees	22,559	223,750	223,750	88,547	638,731	39.57%
556 Upper Fox Impact Fees	0	443,651	443,651	0	462,359	0.00%
557 West Central Impact Fees	0	10,500	10,500	0	0	0.00%
558 North Impact Fees	115,250	1,953,470	1,953,470	421,991	2,902,392	21.60%
559 Central Impact Fees	0	2,195,630	2,195,630	104,000	0	4.74%
560 South Impact Fees	0	2,866,629	2,866,629	337,984	24,007	11.79%
<b>580 Health</b>	<b>718,034</b>	<b>6,392,506</b>	<b>6,392,506</b>	<b>3,045,457</b>	<b>132,469</b>	<b>47.64%</b>
350 County Health	655,781	5,844,037	5,844,037	2,763,087	132,469	47.28%
351 Kane Kares	62,253	548,469	548,469	282,370	0	51.48%
<b>660 Veterans' Commission</b>	<b>38,157</b>	<b>331,071</b>	<b>331,071</b>	<b>184,677</b>	<b>179</b>	<b>55.78%</b>
380 Veterans' Commission	38,157	331,071	331,071	184,677	179	55.78%
<b>670 Environmental Management</b>	<b>202,305</b>	<b>5,182,359</b>	<b>5,182,359</b>	<b>728,762</b>	<b>3,121,437</b>	<b>14.06%</b>
420 Stormwater Management	4,544	200,807	200,807	75,147	(1,578)	37.42%
650 Enterprise Surcharge	37,776	481,552	481,552	278,673	39,027	57.87%
651 Enterprise General	159,985	4,500,000	4,500,000	374,943	3,083,988	8.33%

**Kane County Expenditure Report - Summary**  
**Through June 30, 2018 (58.3% YTD, 61.54% Payroll)**

	Current Month	Total Amended	Total Amended	YTD Actual	YTD	Total % Used
	Transactions	Budget	excluding Net	Transactions	Encumbrances	
			Income			
<b>690 Development</b>	<b>506,874</b>	<b>6,002,278</b>	<b>5,982,440</b>	<b>3,228,934</b>	<b>231,076</b>	<b>53.97%</b>
001 General Fund	156,592	1,489,964	1,489,964	878,185	57,965	58.94%
400 Economic Development	1,143	157,316	157,316	48,789	0	31.01%
401 Community Dev Block Program	45,233	1,216,062	1,216,062	906,695	0	74.56%
402 HOME Program	148,928	925,312	925,312	708,339	0	76.55%
403 Unincorporated Stormwater Mgmt	0	499	0	0	0	N/A
404 Homeless Management Info Systems	19,569	135,245	135,245	93,224	0	68.93%
405 Cost Share Drainage	26,746	199,289	180,000	84,015	33,364	46.68%
406 OCR & Recovery Act Programs	4,890	184,993	184,993	27,664	0	14.95%
407 Quality of Kane Grants	0	30,110	30,110	0	0	0.00%
408 Neighborhood Stabilization Progr	0	170,000	170,000	100,484	0	59.11%
409 Continuum of Care Planning Grant	11,733	71,569	71,569	33,825	0	47.26%
410 Elgin CDBG	16,358	175,404	175,404	69,918	0	39.86%
425 Blighted Structure Demolition	0	120,000	120,000	0	0	0.00%
435 Growing for Kane	1,556	14,132	14,132	9,907	0	70.10%
520 Mill Creek Special Service Area	74,128	1,073,844	1,073,844	267,890	139,747	24.95%
521 Bowes Creek Special Service Area	0	11	0	0	0	N/A
5300 Sunvale SBA SW 37	0	488	488	0	0	0.00%
5301 Middle Creek SBA SW38	0	1,950	1,950	0	0	0.00%
5302 Shirewood Farm SSA SW39	0	2,349	2,349	0	0	0.00%
5303 Ogden Gardens SBA SW40	0	2,540	2,540	0	0	0.00%
5304 Wildwood West SBA SW41	0	11,747	11,747	0	0	0.00%
5305 Savanna Lakes SBA SW42	0	2,894	2,894	0	0	0.00%
5306 Cheval DeSelle Venetian SBA SW43	0	5,009	5,009	0	0	0.00%
5308 Plank Road Estates SBA SW45	0	3,350	3,311	0	0	0.00%
5310 Exposition View SBA SW47	0	4,105	4,105	0	0	0.00%
5311 Pasadena Drive SBA SW48	0	2,881	2,881	0	0	0.00%
5312 Tamara Dittman SBA SW 50	0	1,215	1,215	0	0	0.00%
<b>760 Debt Service</b>	<b>0</b>	<b>7,841,244</b>	<b>7,815,055</b>	<b>6,863,655</b>	<b>0</b>	<b>87.83%</b>
601 Public Building Commission	0	18,900	0	0	0	N/A
620 Motor Fuel Tax Debt Service	0	3,522,100	3,522,100	3,500,471	0	99.39%
621 Transit Sales Tax Debt Service	0	1,467	0	0	0	N/A
622 Recovery Zone Bond Debt Service	0	888,655	888,655	798,034	0	89.80%
623 JJC/AJC Refunding Debt Service	0	2,714,300	2,714,300	2,565,150	0	94.51%
624 Longmeadow Debt Service	0	695,822	690,000	0	0	0.00%
<b>800 Other- Countywide Expenses</b>	<b>3,033,230</b>	<b>46,568,194</b>	<b>45,853,194</b>	<b>27,593,716</b>	<b>210,915</b>	<b>60.18%</b>
001 General Fund	84,931	7,993,636	7,993,636	6,389,833	137,328	79.94%
100 County Automation	0	6,834	0	10,619	0	N/A
110 Illinois Municipal Retirement	699,666	6,744,592	6,744,592	3,842,968	0	56.98%
111 FICA/Social Security	418,837	3,914,757	3,914,757	2,264,463	0	57.84%
112 Special Reserve	0	514,471	351,125	351,125	0	100.00%
113 Emergency Reserve	0	44,820	0	0	0	N/A
114 Property Tax Freeze Protection	0	600,000	600,000	600,000	0	100.00%
125 Public Safety Sales Tax	39,113	2,408,253	2,408,253	1,496,770	28,297	62.15%
127 Judicial Technology Sales Tax	57,891	1,043,057	1,043,057	841,398	3,840	80.67%
500 Capital Projects	355,063	4,894,349	4,394,349	895,919	41,450	20.39%
652 Health Insurance Fund	1,377,729	18,403,425	18,403,425	10,900,622	0	59.23%
<b>900 Contingency</b>	<b>0</b>	<b>1,145,097</b>	<b>1,116,432</b>	<b>0</b>	<b>0</b>	<b>0.00%</b>
001 General Fund	0	1,116,432	1,116,432	0	0	0.00%
660 Working Cash	0	28,665	0	0	0	N/A
<b>Grand Total</b>	<b>17,034,450</b>	<b>291,896,346</b>	<b>276,254,971</b>	<b>113,361,482</b>	<b>45,991,585</b>	<b>41.04%</b>

**Kane County Expenditure Report - Detail**  
**Through June 30, 2018 (58.3% YTD, 61.54% Payroll)**

	Current Month Transactions	Total Amended Budget	Total Amended Budget excluding Net Income	YTD Actual Transactions	YTD Encumbrances	Total % Used
<b>010 County Board</b>	<b>193,894</b>	<b>5,896,443</b>	<b>5,896,443</b>	<b>3,761,097</b>	<b>0</b>	<b>63.79%</b>
<b>001 General Fund</b>	<b>144,811</b>	<b>1,256,706</b>	<b>1,256,706</b>	<b>779,399</b>	<b>0</b>	<b>62.02%</b>
Personnel Services- Salaries & Wages	115,896	964,252	964,252	600,019	0	62.23%
Personnel Services- Employee Benefits	26,389	263,492	263,492	164,762	0	62.53%
Contractual Services	2,171	21,078	21,078	12,780	0	60.63%
Commodities	354	7,884	7,884	1,839	0	23.32%
<b>120 Grand Victoria Casino Elgin</b>	<b>43,324</b>	<b>3,336,503</b>	<b>3,336,503</b>	<b>2,886,784</b>	<b>0</b>	<b>86.52%</b>
Personnel Services- Salaries & Wages	7,343	63,632	63,632	38,743	0	60.89%
Personnel Services- Employee Benefits	4,675	67,876	67,876	20,757	0	30.58%
Contractual Services	31,121	817,561	817,561	439,965	0	53.81%
Commodities	185	4,800	4,800	4,685	0	97.61%
Transfers Out	0	2,382,634	2,382,634	2,382,634	0	100.00%
<b>430 Farmland Preservation</b>	<b>5,759</b>	<b>1,303,234</b>	<b>1,303,234</b>	<b>94,914</b>	<b>0</b>	<b>7.28%</b>
Personnel Services- Salaries & Wages	3,653	29,501	29,501	19,484	0	66.04%
Personnel Services- Employee Benefits	906	8,533	8,533	5,299	0	62.11%
Contractual Services	1,200	105,200	105,200	16,684	0	15.86%
Capital	0	1,160,000	1,160,000	53,446	0	4.61%
<b>040 Finance</b>	<b>83,687</b>	<b>793,898</b>	<b>793,898</b>	<b>515,944</b>	<b>790</b>	<b>64.99%</b>
<b>001 General Fund</b>	<b>83,687</b>	<b>793,898</b>	<b>793,898</b>	<b>515,944</b>	<b>790</b>	<b>64.99%</b>
Personnel Services- Salaries & Wages	60,827	571,425	571,425	340,950	0	59.67%
Personnel Services- Employee Benefits	9,070	118,946	118,946	67,646	0	56.87%
Contractual Services	13,785	101,678	101,678	106,439	0	104.68%
Commodities	5	1,849	1,849	909	790	49.15%
<b>060 Information Technologies</b>	<b>483,274</b>	<b>6,180,079</b>	<b>6,180,079</b>	<b>3,122,617</b>	<b>363,788</b>	<b>50.53%</b>
<b>001 General Fund</b>	<b>332,814</b>	<b>3,730,009</b>	<b>3,730,009</b>	<b>2,078,699</b>	<b>71,999</b>	<b>55.73%</b>
Personnel Services- Salaries & Wages	290,097	2,683,453	2,683,453	1,513,983	0	56.42%
Personnel Services- Employee Benefits	32,726	495,974	495,974	229,767	0	46.33%
Contractual Services	9,256	480,029	480,029	303,699	63,240	63.27%
Commodities	735	70,553	70,553	31,251	8,759	44.29%
<b>101 Geographic Information Systems</b>	<b>125,109</b>	<b>2,072,227</b>	<b>2,072,227</b>	<b>949,346</b>	<b>291,789</b>	<b>45.81%</b>
Personnel Services- Salaries & Wages	72,790	694,666	694,666	395,713	0	56.96%
Personnel Services- Employee Benefits	20,090	253,185	253,185	121,405	0	47.95%
Contractual Services	32,036	926,534	926,534	387,268	290,715	41.80%
Commodities	194	30,200	30,200	2,656	1,074	8.80%
Capital	0	125,338	125,338	0	0	0.00%
Transfers Out	0	42,304	42,304	42,304	0	100.00%
<b>385 IL Counties Information Mgmt</b>	<b>2,730</b>	<b>10,223</b>	<b>10,223</b>	<b>2,730</b>	<b>0</b>	<b>26.70%</b>
Contractual Services	2,730	10,223	10,223	2,730	0	26.70%
<b>390 Web Technical Services</b>	<b>22,621</b>	<b>367,620</b>	<b>367,620</b>	<b>91,841</b>	<b>0</b>	<b>24.98%</b>
Contractual Services	22,621	365,620	365,620	89,883	0	24.58%
Commodities	0	2,000	2,000	1,958	0	97.90%
<b>080 Building Management</b>	<b>328,234</b>	<b>4,271,210</b>	<b>4,271,210</b>	<b>2,404,849</b>	<b>119,842</b>	<b>56.30%</b>
<b>001 General Fund</b>	<b>328,234</b>	<b>4,271,210</b>	<b>4,271,210</b>	<b>2,404,849</b>	<b>119,842</b>	<b>56.30%</b>
Personnel Services- Salaries & Wages	136,024	1,323,740	1,323,740	738,091	0	55.76%
Personnel Services- Employee Benefits	16,477	229,635	229,635	103,278	0	44.97%
Contractual Services	100,127	1,306,675	1,306,675	722,352	117,005	55.28%
Commodities	75,606	1,411,160	1,411,160	841,128	2,837	59.61%
<b>120 Human Resource Management</b>	<b>-585,962</b>	<b>2,436,001</b>	<b>2,436,001</b>	<b>1,849,740</b>	<b>0</b>	<b>75.93%</b>
<b>001 General Fund</b>	<b>34,676</b>	<b>377,429</b>	<b>377,429</b>	<b>184,406</b>	<b>0</b>	<b>48.86%</b>
Personnel Services- Salaries & Wages	26,533	273,493	273,493	121,533	0	44.44%
Personnel Services- Employee Benefits	4,956	63,741	63,741	21,435	0	33.63%
Contractual Services	3,171	34,995	34,995	36,342	0	103.85%
Commodities	17	5,200	5,200	5,096	0	98.00%

**Kane County Expenditure Report - Detail**  
**Through June 30, 2018 (58.3% YTD, 61.54% Payroll)**

	Current Month Transactions	Total Amended Budget	Total Amended Budget excluding Net Income	YTD Actual Transactions	YTD Encumbrances	Total % Used
<b>010 Insurance Liability</b>	<b>-621,073</b>	<b>2,054,572</b>	<b>2,054,572</b>	<b>1,664,899</b>	<b>0</b>	<b>81.03%</b>
Personnel Services- Salaries & Wages	15,431	134,096	134,096	82,298	0	61.37%
Personnel Services- Employee Benefits	4,066	40,993	40,993	24,079	0	58.74%
Contractual Services	-640,811	1,879,483	1,879,483	1,558,281	0	82.91%
Commodities	242	0	0	242	0	N/A
<b>246 Employee Events Fund</b>	<b>435</b>	<b>4,000</b>	<b>4,000</b>	<b>435</b>	<b>0</b>	<b>10.88%</b>
Contractual Services	0	3,000	3,000	0	0	0.00%
Commodities	435	1,000	1,000	435	0	43.50%
<b>140 County Auditor</b>	<b>31,208</b>	<b>308,491</b>	<b>308,491</b>	<b>181,742</b>	<b>578</b>	<b>58.91%</b>
<b>001 General Fund</b>	<b>31,208</b>	<b>308,491</b>	<b>308,491</b>	<b>181,742</b>	<b>578</b>	<b>58.91%</b>
Personnel Services- Salaries & Wages	25,995	228,730	228,730	140,513	0	61.43%
Personnel Services- Employee Benefits	3,080	43,653	43,653	21,472	0	49.19%
Contractual Services	1,922	34,858	34,858	18,763	0	53.83%
Commodities	211	1,250	1,250	994	578	79.53%
<b>150 Treasurer/Collector</b>	<b>83,632</b>	<b>801,814</b>	<b>801,814</b>	<b>402,586</b>	<b>2,137</b>	<b>50.21%</b>
<b>001 General Fund</b>	<b>74,725</b>	<b>632,619</b>	<b>632,619</b>	<b>384,620</b>	<b>2,137</b>	<b>60.80%</b>
Personnel Services- Salaries & Wages	61,735	515,718	515,718	317,174	0	61.50%
Personnel Services- Employee Benefits	7,299	89,019	89,019	50,960	0	57.25%
Contractual Services	5,051	23,500	23,500	14,283	0	60.78%
Commodities	640	4,382	4,382	2,204	2,137	50.29%
<b>150 Tax Sale Automation</b>	<b>8,907</b>	<b>148,195</b>	<b>148,195</b>	<b>17,965</b>	<b>0</b>	<b>12.12%</b>
Personnel Services- Salaries & Wages	5,932	30,000	30,000	12,118	0	40.39%
Personnel Services- Employee Benefits	454	2,295	2,295	927	0	40.39%
Contractual Services	1,685	46,400	46,400	2,681	0	5.78%
Commodities	837	10,000	10,000	2,239	0	22.39%
Capital	0	59,500	59,500	0	0	0.00%
<b>268 Sale &amp; Error</b>	<b>0</b>	<b>21,000</b>	<b>21,000</b>	<b>0</b>	<b>0</b>	<b>0.00%</b>
Transfers Out	0	21,000	21,000	0	0	0.00%
<b>170 Supervisor of Assessments</b>	<b>121,774</b>	<b>1,216,826</b>	<b>1,216,826</b>	<b>650,243</b>	<b>6,105</b>	<b>53.44%</b>
<b>001 General Fund</b>	<b>121,774</b>	<b>1,216,826</b>	<b>1,216,826</b>	<b>650,243</b>	<b>6,105</b>	<b>53.44%</b>
Personnel Services- Salaries & Wages	93,930	839,164	839,164	494,756	0	58.96%
Personnel Services- Employee Benefits	17,951	210,022	210,022	125,223	0	59.62%
Contractual Services	9,595	147,965	147,965	25,306	2,182	17.10%
Commodities	297	19,675	19,675	4,070	3,923	20.69%
Capital	0	0	0	887	0	N/A
<b>190 County Clerk</b>	<b>509,300</b>	<b>3,219,098</b>	<b>3,111,493</b>	<b>1,869,084</b>	<b>11,615</b>	<b>60.07%</b>
<b>001 General Fund</b>	<b>478,518</b>	<b>2,925,948</b>	<b>2,925,948</b>	<b>1,741,637</b>	<b>8,634</b>	<b>59.52%</b>
Personnel Services- Salaries & Wages	166,369	1,903,982	1,903,982	1,049,079	0	55.10%
Personnel Services- Employee Benefits	21,178	297,676	297,676	144,167	0	48.43%
Contractual Services	10,983	413,390	413,390	161,353	0	39.03%
Commodities	279,988	310,900	310,900	387,039	8,634	124.49%
<b>160 Vital Records Automation</b>	<b>30,782</b>	<b>293,150</b>	<b>185,545</b>	<b>127,447</b>	<b>2,981</b>	<b>68.69%</b>
Personnel Services- Salaries & Wages	15,423	73,079	73,079	77,042	0	105.42%
Personnel Services- Employee Benefits	4,147	23,997	23,997	23,427	0	97.63%
Contractual Services	3,016	42,469	42,469	3,157	0	7.43%
Commodities	8,195	16,000	16,000	9,093	2,981	56.83%
Contingency and Other	0	107,605	0	0	0	N/A
Capital	0	30,000	30,000	14,727	0	49.09%
<b>210 Recorder</b>	<b>135,812</b>	<b>2,042,584</b>	<b>2,042,584</b>	<b>813,333</b>	<b>0</b>	<b>39.82%</b>
<b>001 General Fund</b>	<b>83,657</b>	<b>783,482</b>	<b>783,482</b>	<b>464,654</b>	<b>0</b>	<b>59.31%</b>
Personnel Services- Salaries & Wages	73,031	633,966	633,966	388,887	0	61.34%
Personnel Services- Employee Benefits	10,374	145,628	145,628	74,604	0	51.23%
Contractual Services	33	1,818	1,818	306	0	16.83%
Commodities	218	2,070	2,070	857	0	41.38%

**Kane County Expenditure Report - Detail**  
**Through June 30, 2018 (58.3% YTD, 61.54% Payroll)**

	Current Month Transactions	Total Amended Budget	Total Amended Budget excluding Net Income	YTD Actual Transactions	YTD Encumbrances	Total % Used
<b>170 Recorder's Automation</b>	<b>52,156</b>	<b>1,259,102</b>	<b>1,259,102</b>	<b>348,679</b>	<b>0</b>	<b>27.69%</b>
Personnel Services- Salaries & Wages	16,055	212,201	212,201	85,479	0	40.28%
Personnel Services- Employee Benefits	5,045	101,334	101,334	30,710	0	30.31%
Contractual Services	30,637	355,767	355,767	217,352	0	61.09%
Commodities	419	121,800	121,800	15,139	0	12.43%
Capital	0	468,000	468,000	0	0	0.00%
<b>230 Regional Office of Education</b>	<b>40,814</b>	<b>297,850</b>	<b>297,850</b>	<b>205,169</b>	<b>0</b>	<b>68.88%</b>
<b>001 General Fund</b>	<b>40,814</b>	<b>297,850</b>	<b>297,850</b>	<b>205,169</b>	<b>0</b>	<b>68.88%</b>
Personnel Services- Salaries & Wages	36,972	258,176	258,176	176,984	0	68.55%
Personnel Services- Employee Benefits	3,842	35,099	35,099	28,184	0	80.30%
Contractual Services	0	4,575	4,575	0	0	0.00%
<b>240 Judiciary and Courts</b>	<b>278,313</b>	<b>3,388,305</b>	<b>3,380,647</b>	<b>1,656,928</b>	<b>1,942</b>	<b>49.01%</b>
<b>001 General Fund</b>	<b>266,789</b>	<b>3,193,605</b>	<b>3,193,605</b>	<b>1,572,303</b>	<b>1,942</b>	<b>49.23%</b>
Personnel Services- Salaries & Wages	155,498	1,498,106	1,498,106	802,815	0	53.59%
Personnel Services- Employee Benefits	23,911	365,599	365,599	169,135	0	46.26%
Contractual Services	86,849	1,252,650	1,252,650	571,782	0	45.65%
Commodities	532	77,250	77,250	28,571	1,942	36.98%
<b>195 Children's Waiting Room</b>	<b>10,035</b>	<b>137,000</b>	<b>137,000</b>	<b>67,130</b>	<b>0</b>	<b>49.00%</b>
Contractual Services	10,035	125,000	125,000	61,130	0	48.90%
Transfers Out	0	12,000	12,000	6,000	0	50.00%
<b>196 D.U.I.</b>	<b>0</b>	<b>12,350</b>	<b>5,000</b>	<b>0</b>	<b>0</b>	<b>0.00%</b>
Contractual Services	0	5,000	5,000	0	0	0.00%
Contingency and Other	0	7,350		0	0	N/A
<b>197 Foreclosure Mediation Fund</b>	<b>1,489</b>	<b>45,350</b>	<b>45,042</b>	<b>20,450</b>	<b>0</b>	<b>45.40%</b>
Personnel Services- Salaries & Wages	0	36,633	36,633	15,968	0	43.59%
Personnel Services- Employee Benefits	0	6,920	6,920	2,959	0	42.75%
Contractual Services	1,489	1,489	1,489	1,509	0	101.37%
Commodities	0	0	0	14	0	N/A
Contingency and Other	0	308		0	0	N/A
<b>492 Marriage Fees</b>	<b>0</b>	<b>0</b>	<b>0</b>	<b>(2,955)</b>	<b>0</b>	<b>N/A</b>
Contractual Services	0	0	0	(2,955)	0	N/A
<b>250 Circuit Clerk</b>	<b>716,633</b>	<b>7,350,528</b>	<b>7,305,592</b>	<b>3,742,000</b>	<b>0</b>	<b>51.22%</b>
<b>001 General Fund</b>	<b>371,236</b>	<b>3,797,028</b>	<b>3,797,028</b>	<b>2,163,592</b>	<b>0</b>	<b>56.98%</b>
Personnel Services- Salaries & Wages	314,126	2,968,096	2,968,096	1,747,612	0	58.88%
Personnel Services- Employee Benefits	50,775	677,146	677,146	381,800	0	56.38%
Contractual Services	3,131	104,406	104,406	28,228	0	27.04%
Commodities	3,204	47,380	47,380	5,953	0	12.56%
<b>200 Court Automation</b>	<b>113,104</b>	<b>1,505,000</b>	<b>1,505,000</b>	<b>516,195</b>	<b>0</b>	<b>34.30%</b>
Personnel Services- Salaries & Wages	61,143	553,221	553,221	321,953	0	58.20%
Personnel Services- Employee Benefits	20,716	242,494	242,494	126,799	0	52.29%
Contractual Services	23,956	248,955	248,955	52,521	0	21.10%
Commodities	3,058	32,400	32,400	4,324	0	13.35%
Capital	4,230	128,930	128,930	10,598	0	8.22%
Transfers Out	0	299,000	299,000	0	0	0.00%
<b>201 Court Document Storage</b>	<b>171,358</b>	<b>1,445,000</b>	<b>1,445,000</b>	<b>767,343</b>	<b>0</b>	<b>53.10%</b>
Personnel Services- Salaries & Wages	90,752	836,316	836,316	482,993	0	57.75%
Personnel Services- Employee Benefits	34,355	402,280	402,280	214,971	0	53.44%
Contractual Services	43,942	133,342	133,342	50,618	0	37.96%
Commodities	2,309	55,062	55,062	18,762	0	34.07%
Capital	0	18,000	18,000	0	0	0.00%

**Kane County Expenditure Report - Detail**  
**Through June 30, 2018 (58.3% YTD, 61.54% Payroll)**

	Current Month Transactions	Total Amended Budget	Total Amended Budget excluding Net Income	YTD Actual Transactions	YTD Encumbrances	Total % Used
<b>202 Child Support</b>	<b>9,734</b>	<b>100,500</b>	<b>100,500</b>	<b>54,178</b>	<b>0</b>	<b>53.91%</b>
Personnel Services- Salaries & Wages	5,448	59,553	59,553	33,726	0	56.63%
Personnel Services- Employee Benefits	2,009	23,619	23,619	13,282	0	56.24%
Contractual Services	2,277	15,828	15,828	7,170	0	45.30%
Commodities	0	1,500	1,500	0	0	0.00%
<b>203 Circuit Clerk Admin Services</b>	<b>43,520</b>	<b>387,500</b>	<b>387,500</b>	<b>204,700</b>	<b>0</b>	<b>52.83%</b>
Personnel Services- Salaries & Wages	24,967	239,961	239,961	139,820	0	58.27%
Personnel Services- Employee Benefits	8,920	88,231	88,231	49,483	0	56.08%
Contractual Services	9,581	22,876	22,876	15,056	0	65.82%
Commodities	52	36,432	36,432	341	0	0.94%
<b>204 Circuit Clk Electronic Citation</b>	<b>7,681</b>	<b>115,500</b>	<b>70,564</b>	<b>35,992</b>	<b>0</b>	<b>51.01%</b>
Personnel Services- Salaries & Wages	4,513	38,080	38,080	23,721	0	62.29%
Personnel Services- Employee Benefits	1,619	17,110	17,110	9,969	0	58.26%
Contractual Services	1,548	13,562	13,562	2,260	0	16.66%
Commodities	0	1,812	1,812	42	0	2.30%
Contingency and Other	0	44,936		0	0	N/A
<b>300 State's Attorney</b>	<b>1,407,121</b>	<b>10,700,757</b>	<b>10,564,578</b>	<b>5,981,989</b>	<b>13,331</b>	<b>56.62%</b>
<b>001 General Fund</b>	<b>568,041</b>	<b>5,650,922</b>	<b>5,650,922</b>	<b>3,218,930</b>	<b>13,331</b>	<b>56.96%</b>
Personnel Services- Salaries & Wages	467,550	4,293,096	4,293,096	2,525,479	0	58.83%
Personnel Services- Employee Benefits	61,588	836,936	836,936	438,720	0	52.42%
Contractual Services	32,969	398,671	398,671	177,294	11,895	44.47%
Commodities	5,934	67,700	67,700	22,919	1,436	33.85%
Transfers Out	0	54,519	54,519	54,519	0	100.00%
<b>010 Insurance Liability</b>	<b>258,764</b>	<b>1,248,399</b>	<b>1,248,399</b>	<b>992,005</b>	<b>0</b>	<b>79.46%</b>
Personnel Services- Salaries & Wages	85,828	756,063	756,063	445,383	0	58.91%
Personnel Services- Employee Benefits	24,334	265,281	265,281	141,376	0	53.29%
Contractual Services	148,327	220,255	220,255	403,864	0	183.36%
Commodities	276	6,800	6,800	1,382	0	20.32%
<b>220 Title IV-D</b>	<b>87,378</b>	<b>672,642</b>	<b>672,642</b>	<b>368,946</b>	<b>0</b>	<b>54.85%</b>
Personnel Services- Salaries & Wages	51,301	445,790	445,790	250,021	0	56.09%
Personnel Services- Employee Benefits	17,920	199,399	199,399	100,167	0	50.23%
Contractual Services	18,101	22,026	22,026	18,101	0	82.18%
Commodities	57	5,427	5,427	657	0	12.10%
<b>221 Drug Prosecution</b>	<b>40,570</b>	<b>370,659</b>	<b>370,659</b>	<b>170,491</b>	<b>0</b>	<b>46.00%</b>
Personnel Services- Salaries & Wages	22,272	279,131	279,131	116,997	0	41.91%
Personnel Services- Employee Benefits	6,964	79,399	79,399	42,160	0	53.10%
Contractual Services	11,334	11,334	11,334	11,334	0	100.00%
Commodities	0	795	795	0	0	0.00%
<b>222 Victim Coordinator Services</b>	<b>9,280</b>	<b>196,083</b>	<b>196,083</b>	<b>37,643</b>	<b>0</b>	<b>19.20%</b>
Personnel Services- Salaries & Wages	2,867	141,458	141,458	25,492	0	18.02%
Personnel Services- Employee Benefits	492	47,033	47,033	5,704	0	12.13%
Contractual Services	5,922	6,797	6,797	6,447	0	94.85%
Commodities	0	795	795	0	0	0.00%
<b>223 Domestic Violence</b>	<b>65,436</b>	<b>476,290</b>	<b>476,290</b>	<b>296,668</b>	<b>0</b>	<b>62.29%</b>
Personnel Services- Salaries & Wages	39,050	334,096	334,096	205,537	0	61.52%
Personnel Services- Employee Benefits	12,820	119,433	119,433	77,525	0	64.91%
Contractual Services	13,566	21,146	21,146	13,606	0	64.34%
Commodities	0	1,615	1,615	0	0	0.00%
<b>224 Environmental Prosecution</b>	<b>4,866</b>	<b>35,994</b>	<b>35,994</b>	<b>23,465</b>	<b>0</b>	<b>65.19%</b>
Personnel Services- Salaries & Wages	2,915	25,331	25,331	16,470	0	65.02%
Personnel Services- Employee Benefits	921	9,633	9,633	5,964	0	61.91%
Contractual Services	1,030	1,030	1,030	1,030	0	100.00%



**Kane County Expenditure Report - Detail**  
**Through June 30, 2018 (58.3% YTD, 61.54% Payroll)**

	Current Month Transactions	Total Amended Budget	Total Amended Budget excluding Net Income	YTD Actual Transactions	YTD Encumbrances	Total % Used
<b>225 Auto Theft Task Force</b>	<b>0</b>	<b>339</b>	<b>0</b>	<b>0</b>	<b>0</b>	<b>N/A</b>
Contingency and Other	0	339	0	0	0	N/A
<b>230 Child Advocacy Center</b>	<b>144,867</b>	<b>1,156,241</b>	<b>1,156,241</b>	<b>623,548</b>	<b>0</b>	<b>53.93%</b>
Personnel Services- Salaries & Wages	76,570	754,733	754,733	408,980	0	54.19%
Personnel Services- Employee Benefits	23,349	253,920	253,920	137,648	0	54.21%
Contractual Services	41,094	119,788	119,788	63,551	0	53.05%
Commodities	3,854	27,800	27,800	13,370	0	48.09%
<b>231 Equitable Sharing Program</b>	<b>0</b>	<b>55,000</b>	<b>55,000</b>	<b>0</b>	<b>0</b>	<b>0.00%</b>
Contractual Services	0	20,000	20,000	0	0	0.00%
Commodities	0	35,000	35,000	0	0	0.00%
<b>232 State's Atty Records Automation</b>	<b>3,399</b>	<b>97,558</b>	<b>95,978</b>	<b>4,394</b>	<b>0</b>	<b>4.58%</b>
Personnel Services- Salaries & Wages	1,943	16,000	16,000	2,591	0	16.20%
Personnel Services- Employee Benefits	805	24,328	24,328	1,153	0	4.74%
Contractual Services	650	650	650	650	0	100.00%
Commodities	0	55,000	55,000	0	0	0.00%
Contingency and Other	0	1,580	0	0	0	N/A
<b>233 Bad Check Restitution</b>	<b>0</b>	<b>25,000</b>	<b>25,000</b>	<b>4,490</b>	<b>0</b>	<b>17.96%</b>
Contractual Services	0	25,000	25,000	4,504	0	18.02%
Commodities	0	0	0	(14)	0	N/A
<b>234 Drug Asset Forfeiture</b>	<b>224,519</b>	<b>309,260</b>	<b>309,260</b>	<b>230,846</b>	<b>0</b>	<b>74.64%</b>
Contractual Services	259	85,000	85,000	3,722	0	4.38%
Commodities	0	0	0	2,864	0	N/A
Transfers Out	224,260	224,260	224,260	224,260	0	100.00%
<b>235 State's Attorney Employee Events</b>	<b>0</b>	<b>10</b>	<b>10</b>	<b>541</b>	<b>0</b>	<b>5,414.80%</b>
Contractual Services	0	0	0	0	0	N/A
Commodities	0	10	10	541	0	5,414.80%
<b>236 Child Advocacy Advisory Board</b>	<b>0</b>	<b>26,000</b>	<b>26,000</b>	<b>0</b>	<b>0</b>	<b>0.00%</b>
Commodities	0	26,000	26,000	0	0	0.00%
<b>237 Money Laundering - State's Atty</b>	<b>0</b>	<b>309,260</b>	<b>175,000</b>	<b>0</b>	<b>0</b>	<b>0.00%</b>
Contractual Services	0	155,000	155,000	0	0	0.00%
Commodities	0	20,000	20,000	0	0	0.00%
Contingency and Other	0	134,260	0	0	0	N/A
<b>490 Kane County Law Enforcement</b>	<b>0</b>	<b>71,100</b>	<b>71,100</b>	<b>10,022</b>	<b>0</b>	<b>14.10%</b>
Personnel Services- Salaries & Wages	0	0	0	2,750	0	N/A
Personnel Services- Employee Benefits	0	0	0	203	0	N/A
Contractual Services	0	71,100	71,100	7,069	0	9.94%
<b>360 Public Defender</b>	<b>428,173</b>	<b>3,879,432</b>	<b>3,879,432</b>	<b>2,357,570</b>	<b>4,000</b>	<b>60.77%</b>
<b>001 General Fund</b>	<b>428,173</b>	<b>3,879,432</b>	<b>3,879,432</b>	<b>2,357,570</b>	<b>4,000</b>	<b>60.77%</b>
Personnel Services- Salaries & Wages	359,139	3,351,954	3,351,954	1,934,302	0	57.71%
Personnel Services- Employee Benefits	51,821	619,165	619,165	359,695	0	58.09%
Contractual Services	7,446	112,033	112,033	28,974	0	25.86%
Commodities	9,768	63,280	63,280	34,598	4,000	54.67%
Services	0	(267,000)	(267,000)	0	0	0.00%

**Kane County Expenditure Report - Detail**  
**Through June 30, 2018 (58.3% YTD, 61.54% Payroll)**

	Current Month Transactions	Total Amended Budget	Total Amended Budget excluding Net Income	YTD Actual Transactions	YTD Encumbrances	Total % Used
<b>370 Law Library</b>	<b>21,974</b>	<b>309,265</b>	<b>309,265</b>	<b>144,056</b>	<b>0</b>	<b>46.58%</b>
<b>250 Law Library</b>	<b>21,974</b>	<b>309,265</b>	<b>309,265</b>	<b>144,056</b>	<b>0</b>	<b>46.58%</b>
Personnel Services- Salaries & Wages	13,154	113,977	113,977	70,154	0	61.55%
Personnel Services- Employee Benefits	3,356	33,437	33,437	19,753	0	59.07%
Contractual Services	5,307	19,388	19,388	14,099	0	72.72%
Commodities	156	129,463	129,463	39,365	0	30.41%
Capital	0	13,000	13,000	685	0	5.27%
<b>380 Sheriff</b>	<b>2,893,065</b>	<b>29,358,890</b>	<b>29,358,890</b>	<b>16,202,125</b>	<b>0</b>	<b>55.19%</b>
<b>001 General Fund</b>	<b>2,587,562</b>	<b>26,335,638</b>	<b>26,335,638</b>	<b>14,821,174</b>	<b>0</b>	<b>56.28%</b>
Personnel Services- Salaries & Wages	2,195,204	20,105,668	20,105,668	11,902,747	0	59.20%
Personnel Services- Employee Benefits	266,089	3,460,029	3,460,029	1,971,838	0	56.99%
Contractual Services	22,201	2,239,521	2,239,521	294,845	0	13.17%
Commodities	104,068	1,405,420	1,405,420	651,744	0	46.37%
Services	0	(875,000)	(875,000)	0	0	0.00%
<b>249 Bomb Squad SWAT</b>	<b>0</b>	<b>2,100</b>	<b>2,100</b>	<b>0</b>	<b>0</b>	<b>0.00%</b>
Contractual Services	0	2,100	2,100	0	0	0.00%
<b>251 Canteen Commission</b>	<b>0</b>	<b>165,000</b>	<b>165,000</b>	<b>0</b>	<b>0</b>	<b>0.00%</b>
Commodities	0	165,000	165,000	0	0	0.00%
<b>252 County Sheriff DEF Federal</b>	<b>0</b>	<b>24,000</b>	<b>24,000</b>	<b>0</b>	<b>0</b>	<b>0.00%</b>
Contractual Services	0	24,000	24,000	0	0	0.00%
<b>253 County Sheriff DEF Local</b>	<b>0</b>	<b>50,000</b>	<b>50,000</b>	<b>0</b>	<b>0</b>	<b>0.00%</b>
Contractual Services	0	50,000	50,000	0	0	0.00%
<b>254 FATS</b>	<b>0</b>	<b>1,200</b>	<b>1,200</b>	<b>0</b>	<b>0</b>	<b>0.00%</b>
Contractual Services	0	1,200	1,200	0	0	0.00%
<b>255 K-9 Unit</b>	<b>0</b>	<b>3,000</b>	<b>3,000</b>	<b>0</b>	<b>0</b>	<b>0.00%</b>
Contractual Services	0	3,000	3,000	0	0	0.00%
<b>256 Vehicle Maintenance/Purchase</b>	<b>0</b>	<b>8,000</b>	<b>8,000</b>	<b>0</b>	<b>0</b>	<b>0.00%</b>
Contractual Services	0	8,000	8,000	0	0	0.00%
<b>257 Sheriff DUI Fund</b>	<b>0</b>	<b>5,000</b>	<b>5,000</b>	<b>0</b>	<b>0</b>	<b>0.00%</b>
Contractual Services	0	5,000	5,000	0	0	0.00%
<b>259 Transportation Safety Highway HB</b>	<b>0</b>	<b>5,000</b>	<b>5,000</b>	<b>0</b>	<b>0</b>	<b>0.00%</b>
Personnel Services- Salaries & Wages	0	5,000	5,000	0	0	0.00%
<b>260 Court Security</b>	<b>305,503</b>	<b>2,734,527</b>	<b>2,734,527</b>	<b>1,380,951</b>	<b>0</b>	<b>50.50%</b>
Personnel Services- Salaries & Wages	171,917	1,776,142	1,776,142	946,799	0	53.31%
Personnel Services- Employee Benefits	49,487	782,365	782,365	326,774	0	41.77%
Contractual Services	71,792	146,880	146,880	91,670	0	62.41%
Commodities	12,307	29,140	29,140	15,708	0	53.90%
<b>262 AJF Medical Cost</b>	<b>0</b>	<b>25,425</b>	<b>25,425</b>	<b>0</b>	<b>0</b>	<b>0.00%</b>
Contractual Services	0	25,425	25,425	0	0	0.00%
<b>420 Merit Commission</b>	<b>7,850</b>	<b>97,832</b>	<b>97,832</b>	<b>50,417</b>	<b>0</b>	<b>51.53%</b>
<b>001 General Fund</b>	<b>7,850</b>	<b>97,832</b>	<b>97,832</b>	<b>50,417</b>	<b>0</b>	<b>51.53%</b>
Personnel Services- Salaries & Wages	7,212	74,438	74,438	41,966	0	56.38%
Personnel Services- Employee Benefits	520	6,344	6,344	3,631	0	57.23%
Contractual Services	118	16,550	16,550	4,717	0	28.50%
Commodities	0	500	500	103	0	20.60%

**Kane County Expenditure Report - Detail**  
**Through June 30, 2018 (58.3% YTD, 61.54% Payroll)**

	Current Month Transactions	Total Amended Budget	Total Amended Budget excluding Net Income	YTD Actual Transactions	YTD Encumbrances	Total % Used
<b>425 Kane Comm</b>	<b>264,169</b>	<b>2,269,492</b>	<b>2,215,636</b>	<b>1,414,525</b>	<b>1,641</b>	<b>63.84%</b>
<b>269 Kane Comm</b>	<b>264,169</b>	<b>2,269,492</b>	<b>2,215,636</b>	<b>1,414,525</b>	<b>1,641</b>	<b>63.84%</b>
Personnel Services- Salaries & Wages	162,678	1,371,270	1,371,270	835,553	0	60.93%
Personnel Services- Employee Benefits	46,115	493,992	493,992	268,340	0	54.32%
Contractual Services	55,059	144,607	144,607	108,934	0	75.33%
Commodities	316	7,300	7,300	3,231	1,641	44.27%
Contingency and Other	0	53,856	0	0	0	N/A
Transfers Out	0	198,467	198,467	198,467	0	100.00%
<b>430 Court Services</b>	<b>1,254,349</b>	<b>14,288,863</b>	<b>14,288,863</b>	<b>7,746,457</b>	<b>(79)</b>	<b>54.21%</b>
<b>001 General Fund</b>	<b>1,053,570</b>	<b>12,014,226</b>	<b>12,014,226</b>	<b>6,639,459</b>	<b>(79)</b>	<b>55.26%</b>
Personnel Services- Salaries & Wages	852,141	8,448,958	8,448,958	4,922,210	0	58.26%
Personnel Services- Employee Benefits	141,769	1,821,357	1,821,357	992,905	0	54.51%
Contractual Services	43,712	1,460,961	1,460,961	601,552	(108)	41.18%
Commodities	15,948	282,950	282,950	120,344	29	42.53%
Capital	0	0	0	2,448	0	N/A
Services	0	0	0	0	0	N/A
<b>270 Probation Services</b>	<b>83,841</b>	<b>1,114,000</b>	<b>1,114,000</b>	<b>405,137</b>	<b>0</b>	<b>36.37%</b>
Contractual Services	83,841	1,099,250	1,099,250	403,917	0	36.74%
Commodities	0	14,750	14,750	1,220	0	8.27%
Capital	0	0	0	0	0	N/A
<b>271 Substance Abuse Screening</b>	<b>520</b>	<b>80,000</b>	<b>80,000</b>	<b>11,459</b>	<b>0</b>	<b>14.32%</b>
Contractual Services	520	75,000	75,000	11,459	0	15.28%
Commodities	0	5,000	5,000	0	0	0.00%
<b>273 Drug Court Special Resources</b>	<b>106,550</b>	<b>958,978</b>	<b>958,978</b>	<b>592,404</b>	<b>0</b>	<b>61.77%</b>
Personnel Services- Salaries & Wages	33,483	385,637	385,637	207,453	0	53.79%
Personnel Services- Employee Benefits	13,231	181,850	181,850	88,358	0	48.59%
Contractual Services	58,009	372,791	372,791	283,574	0	76.07%
Commodities	1,828	18,700	18,700	13,019	0	69.62%
<b>275 Juvenile Drug Court</b>	<b>9,421</b>	<b>111,609</b>	<b>111,609</b>	<b>97,676</b>	<b>0</b>	<b>87.52%</b>
Personnel Services- Salaries & Wages	7,057	14,596	14,596	32,776	0	224.55%
Personnel Services- Employee Benefits	2,363	6,734	6,734	13,719	0	203.73%
Contractual Services	0	37,200	37,200	102	0	0.27%
Commodities	0	2,000	2,000	0	0	0.00%
Transfers Out	0	51,079	51,079	51,079	0	100.00%
<b>276 Probation Victim Services</b>	<b>0</b>	<b>10,000</b>	<b>10,000</b>	<b>0</b>	<b>0</b>	<b>0.00%</b>
Contractual Services	0	10,000	10,000	0	0	0.00%
<b>277 Victim Impact Panel</b>	<b>0</b>	<b>0</b>	<b>0</b>	<b>(300)</b>	<b>0</b>	<b>N/A</b>
Contractual Services	0	0	0	(300)	0	N/A
<b>278 Juvenile Justice Donation Fund</b>	<b>447</b>	<b>50</b>	<b>50</b>	<b>621</b>	<b>0</b>	<b>1,241.68%</b>
Commodities	447	50	50	621	0	1,241.68%
<b>490 Coroner</b>	<b>133,238</b>	<b>1,172,597</b>	<b>1,172,597</b>	<b>724,764</b>	<b>0</b>	<b>61.81%</b>
<b>001 General Fund</b>	<b>125,702</b>	<b>943,027</b>	<b>943,027</b>	<b>588,597</b>	<b>0</b>	<b>62.42%</b>
Personnel Services- Salaries & Wages	68,337	556,436	556,436	355,691	0	63.92%
Personnel Services- Employee Benefits	11,009	141,741	141,741	73,132	0	51.60%
Contractual Services	44,886	326,500	326,500	159,948	0	48.99%
Commodities	1,470	7,500	7,500	(175)	0	(2.33%)
Services	0	(89,150)	(89,150)	0	0	0.00%
<b>289 Coroner Administration</b>	<b>7,536</b>	<b>229,570</b>	<b>229,570</b>	<b>136,167</b>	<b>0</b>	<b>59.31%</b>
Contractual Services	3,000	28,320	28,320	11,494	0	40.58%
Commodities	4,536	66,250	66,250	24,673	0	37.24%
Capital	0	35,000	35,000	0	0	0.00%
Transfers Out	0	100,000	100,000	100,000	0	100.00%

**Kane County Expenditure Report - Detail**  
**Through June 30, 2018 (58.3% YTD, 61.54% Payroll)**

	Current Month Transactions	Total Amended Budget	Total Amended Budget excluding Net Income	YTD Actual Transactions	YTD Encumbrances	Total % Used
<b>500 Animal Control</b>	<b>89,290</b>	<b>861,003</b>	<b>861,003</b>	<b>419,794</b>	<b>38,304</b>	<b>48.76%</b>
<b>290 Animal Control</b>	<b>89,290</b>	<b>861,003</b>	<b>861,003</b>	<b>419,794</b>	<b>38,304</b>	<b>48.76%</b>
Personnel Services- Salaries & Wages	48,556	426,229	426,229	254,224	0	59.65%
Personnel Services- Employee Benefits	11,457	142,867	142,867	81,083	0	56.75%
Contractual Services	22,657	161,107	161,107	52,795	0	32.77%
Commodities	6,620	83,800	83,800	31,692	7,069	37.82%
Capital	0	47,000	47,000	0	31,235	0.00%
<b>510 Emergency Management Services</b>	<b>21,303</b>	<b>236,828</b>	<b>235,379</b>	<b>132,266</b>	<b>0</b>	<b>56.19%</b>
<b>001 General Fund</b>	<b>20,776</b>	<b>229,028</b>	<b>229,028</b>	<b>128,998</b>	<b>0</b>	<b>56.32%</b>
Personnel Services- Salaries & Wages	18,585	165,633	165,633	95,704	0	57.78%
Personnel Services- Employee Benefits	1,242	14,636	14,636	8,649	0	59.09%
Contractual Services	0	11,267	11,267	2,974	0	26.40%
Commodities	950	37,492	37,492	21,671	0	57.80%
<b>247 EMA Volunteer Fund</b>	<b>199</b>	<b>3,600</b>	<b>2,750</b>	<b>2,690</b>	<b>0</b>	<b>97.81%</b>
Contractual Services	0	1,500	1,500	346	0	23.05%
Commodities	199	1,250	1,250	2,344	0	187.52%
Contingency and Other	0	850	0	0	0	N/A
<b>248 KC Emergency Planning</b>	<b>328</b>	<b>4,200</b>	<b>3,601</b>	<b>578</b>	<b>0</b>	<b>16.05%</b>
Contractual Services	0	2,126	2,126	250	0	11.76%
Commodities	328	1,475	1,475	328	0	22.24%
Contingency and Other	0	599	0	0	0	N/A
<b>520 Transportation</b>	<b>3,594,706</b>	<b>117,055,511</b>	<b>102,555,511</b>	<b>15,366,986</b>	<b>41,731,515</b>	<b>14.98%</b>
<b>300 County Highway</b>	<b>590,534</b>	<b>7,547,604</b>	<b>7,547,604</b>	<b>3,139,624</b>	<b>1,905,136</b>	<b>41.60%</b>
Personnel Services- Salaries & Wages	260,475	2,684,521	2,684,521	1,381,532	0	51.46%
Personnel Services- Employee Benefits	76,202	982,992	982,992	467,245	0	47.53%
Contractual Services	177,902	1,616,453	1,616,453	575,131	1,493,878	35.58%
Commodities	34,581	747,800	747,800	314,702	119,799	42.08%
Capital	41,374	1,248,442	1,248,442	133,619	291,459	10.70%
Transfers Out	0	267,396	267,396	267,396	0	100.00%
<b>301 County Bridge</b>	<b>78,952</b>	<b>360,000</b>	<b>360,000</b>	<b>172,680</b>	<b>258,170</b>	<b>47.97%</b>
Contractual Services	78,952	360,000	360,000	172,680	258,170	47.97%
<b>302 Motor Fuel Tax</b>	<b>386,336</b>	<b>14,472,570</b>	<b>14,472,570</b>	<b>5,641,349</b>	<b>4,820,785</b>	<b>38.98%</b>
Personnel Services- Salaries & Wages	251,197	2,596,782	2,596,782	1,548,078	0	59.62%
Personnel Services- Employee Benefits	39,072	1,055,929	1,055,929	504,803	0	47.81%
Contractual Services	96,068	685,730	685,730	96,293	0	14%
Capital	0	6,641,954	6,641,954	0	4,820,785	0.00%
Transfers Out	0	3,492,175	3,492,175	3,492,175	0	100.00%
<b>303 County Highway Matching</b>	<b>0</b>	<b>67,270</b>	<b>67,270</b>	<b>33,622</b>	<b>(31,477)</b>	<b>49.98%</b>
Commodities	0	67,270	67,270	33,622	(31,477)	49.98%
<b>304 Motor Fuel Local Option</b>	<b>573,978</b>	<b>16,341,879</b>	<b>16,341,879</b>	<b>1,620,048</b>	<b>14,837,705</b>	<b>9.91%</b>
Contractual Services	512,138	14,103,000	14,103,000	587,864	13,305,290	4.17%
Commodities	59,478	1,834,008	1,834,008	970,592	1,334,233	52.92%
Capital	0	350,000	350,000	6,721	198,182	1.92%
Transfers Out	2,362	54,871	54,871	54,871	0	100.00%
<b>305 Transportation Sales Tax</b>	<b>425,547</b>	<b>37,530,324</b>	<b>37,530,324</b>	<b>2,179,635</b>	<b>12,694,249</b>	<b>5.81%</b>
Contractual Services	422,978	8,201,801	8,201,801	1,749,956	4,111,641	21.34%
Capital	2,570	28,638,523	28,638,523	429,679	8,582,607	1.50%
Transfers Out	0	690,000	690,000	0	0	0.00%
<b>515 Longmeadow Bond Construction</b>	<b>0</b>	<b>30,000,000</b>	<b>15,500,000</b>	<b>0</b>	<b>0</b>	<b>0.00%</b>
Contingency and Other	0	14,500,000	0	0	0	N/A
Capital	0	15,500,000	15,500,000	0	0	0.00%

**Kane County Expenditure Report - Detail**  
**Through June 30, 2018 (58.3% YTD, 61.54% Payroll)**

	Current Month Transactions	Total Amended Budget	Total Amended Budget excluding Net Income	YTD Actual Transactions	YTD Encumbrances	Total % Used
<b>540 Transportation Capital</b>	<b>1,328,558</b>	<b>2,300,243</b>	<b>2,300,243</b>	<b>1,498,808</b>	<b>1,758,571</b>	<b>65.16%</b>
Contractual Services	60,496	1,121,781	1,121,781	200,876	1,734,678	17.91%
Capital	1,268,063	1,178,462	1,178,462	1,297,933	23,893	110.14%
<b>550 Aurora Area Impact Fees</b>	<b>51,059</b>	<b>21,500</b>	<b>21,500</b>	<b>51,059</b>	<b>0</b>	<b>237.48%</b>
Capital	51,059	20,500	20,500	51,059	0	249.07%
Transfers Out	0	1,000	1,000	0	0	0.00%
<b>551 Campton Hills Impact Fees</b>	<b>0</b>	<b>260,491</b>	<b>260,491</b>	<b>0</b>	<b>39,107</b>	<b>0.00%</b>
Contractual Services	0	60,000	60,000	0	0	0.00%
Capital	0	196,741	196,741	0	39,107	0.00%
Transfers Out	0	3,750	3,750	0	0	0.00%
<b>552 Greater Elgin Impact Fees</b>	<b>21,933</b>	<b>81,500</b>	<b>81,500</b>	<b>77,639</b>	<b>686,560</b>	<b>95.26%</b>
Contractual Services	21,933	80,000	80,000	77,639	269,120	97.05%
Capital	0	0	0	0	417,439	N/A
Transfers Out	0	1,500	1,500	0	0	0.00%
<b>553 Northwest Impact Fees</b>	<b>0</b>	<b>26,500</b>	<b>26,500</b>	<b>0</b>	<b>0</b>	<b>0.00%</b>
Capital	0	25,250	25,250	0	0	0.00%
Transfers Out	0	1,250	1,250	0	0	0.00%
<b>554 Southwest Impact Fees</b>	<b>0</b>	<b>352,000</b>	<b>352,000</b>	<b>0</b>	<b>735,220</b>	<b>0.00%</b>
Contractual Services	0	350,000	350,000	0	735,220	0.00%
Transfers Out	0	2,000	2,000	0	0	0.00%
<b>555 Tri-Cities Impact Fees</b>	<b>22,559</b>	<b>223,750</b>	<b>223,750</b>	<b>88,547</b>	<b>638,731</b>	<b>39.57%</b>
Contractual Services	22,559	0	0	88,547	29,289	N/A
Capital	0	220,000	220,000	0	609,442	0.00%
Transfers Out	0	3,750	3,750	0	0	0.00%
<b>556 Upper Fox Impact Fees</b>	<b>0</b>	<b>443,651</b>	<b>443,651</b>	<b>0</b>	<b>462,359</b>	<b>0.00%</b>
Contractual Services	0	0	0	0	0	N/A
Capital	0	441,651	441,651	0	462,359	0.00%
Transfers Out	0	2,000	2,000	0	0	0.00%
<b>557 West Central Impact Fees</b>	<b>0</b>	<b>10,500</b>	<b>10,500</b>	<b>0</b>	<b>0</b>	<b>0.00%</b>
Capital	0	10,000	10,000	0	0	0.00%
Transfers Out	0	500	500	0	0	0.00%
<b>558 North Impact Fees</b>	<b>115,250</b>	<b>1,953,470</b>	<b>1,953,470</b>	<b>421,991</b>	<b>2,902,392</b>	<b>21.60%</b>
Contractual Services	115,250	1,135,970	1,135,970	294,267	1,977,673	25.90%
Capital	0	780,000	780,000	127,724	924,718	16.37%
Transfers Out	0	37,500	37,500	0	0	0.00%
<b>559 Central Impact Fees</b>	<b>0</b>	<b>2,195,630</b>	<b>2,195,630</b>	<b>104,000</b>	<b>0</b>	<b>4.74%</b>
Capital	0	2,178,130	2,178,130	104,000	0	4.77%
Transfers Out	0	17,500	17,500	0	0	0.00%
<b>560 South Impact Fees</b>	<b>0</b>	<b>2,866,629</b>	<b>2,866,629</b>	<b>337,984</b>	<b>24,007</b>	<b>11.79%</b>
Contractual Services	0	24,200	24,200	0	24,007	0.00%
Capital	0	2,812,429	2,812,429	337,984	0	12.02%
Transfers Out	0	30,000	30,000	0	0	0.00%

**Kane County Expenditure Report - Detail**  
**Through June 30, 2018 (58.3% YTD, 61.54% Payroll)**

	Current Month Transactions	Total Amended Budget	Total Amended Budget excluding Net Income	YTD Actual Transactions	YTD Encumbrances	Total % Used
<b>580 Health</b>	<b>718,034</b>	<b>6,392,506</b>	<b>6,392,506</b>	<b>3,045,457</b>	<b>132,469</b>	<b>47.64%</b>
<b>350 County Health</b>	<b>655,781</b>	<b>5,844,037</b>	<b>5,844,037</b>	<b>2,763,087</b>	<b>132,469</b>	<b>47.28%</b>
Personnel Services- Salaries & Wages	294,053	3,279,965	3,279,965	1,616,957	0	49.30%
Personnel Services- Employee Benefits	88,223	1,359,821	1,359,821	558,696	0	41.09%
Contractual Services	166,294	743,539	743,539	345,962	7,438	46.53%
Commodities	107,212	400,712	400,712	241,471	96,889	60.26%
Capital	0	60,000	60,000	0	28,142	0.00%
<b>351 Kane Kares</b>	<b>62,253</b>	<b>548,469</b>	<b>548,469</b>	<b>282,370</b>	<b>0</b>	<b>51.48%</b>
Personnel Services- Salaries & Wages	28,210	317,563	317,563	176,628	0	55.62%
Personnel Services- Employee Benefits	10,323	158,076	158,076	68,075	0	43.06%
Contractual Services	22,245	64,827	64,827	34,695	0	53.52%
Commodities	1,476	8,003	8,003	2,972	0	37.14%
<b>660 Veterans' Commission</b>	<b>38,157</b>	<b>331,071</b>	<b>331,071</b>	<b>184,677</b>	<b>179</b>	<b>55.78%</b>
<b>380 Veterans' Commission</b>	<b>38,157</b>	<b>331,071</b>	<b>331,071</b>	<b>184,677</b>	<b>179</b>	<b>55.78%</b>
Personnel Services- Salaries & Wages	20,658	193,196	193,196	116,490	0	60.30%
Personnel Services- Employee Benefits	7,875	95,607	95,607	51,087	0	53.43%
Contractual Services	9,624	40,312	40,312	16,656	0	41.32%
Commodities	0	1,956	1,956	444	179	22.70%
<b>670 Environmental Management</b>	<b>202,305</b>	<b>5,182,359</b>	<b>5,182,359</b>	<b>728,762</b>	<b>3,121,437</b>	<b>14.06%</b>
<b>420 Stormwater Management</b>	<b>4,544</b>	<b>200,807</b>	<b>200,807</b>	<b>75,147</b>	<b>(1,578)</b>	<b>37.42%</b>
Personnel Services- Salaries & Wages	2,849	24,840	24,840	14,899	0	59.98%
Personnel Services- Employee Benefits	635	6,097	6,097	3,589	0	58.87%
Contractual Services	1,010	168,670	168,670	56,291	(1,578)	33.37%
Commodities	50	1,200	1,200	367	0	30.57%
<b>650 Enterprise Surcharge</b>	<b>37,776</b>	<b>481,552</b>	<b>481,552</b>	<b>278,673</b>	<b>39,027</b>	<b>57.87%</b>
Personnel Services- Salaries & Wages	19,613	166,605	166,605	101,169	0	60.72%
Personnel Services- Employee Benefits	5,237	46,206	46,206	29,439	0	63.71%
Contractual Services	12,289	163,101	163,101	67,999	37,331	41.69%
Commodities	637	35,100	35,100	9,525	1,696	27.14%
Transfers Out	0	70,540	70,540	70,540	0	100.00%
<b>651 Enterprise General</b>	<b>159,985</b>	<b>4,500,000</b>	<b>4,500,000</b>	<b>374,943</b>	<b>3,083,988</b>	<b>8.33%</b>
Contractual Services	159,985	4,500,000	4,500,000	374,943	3,083,988	8.33%
<b>690 Development</b>	<b>506,874</b>	<b>6,002,278</b>	<b>5,982,440</b>	<b>3,228,934</b>	<b>231,076</b>	<b>53.97%</b>
<b>001 General Fund</b>	<b>156,592</b>	<b>1,489,964</b>	<b>1,489,964</b>	<b>878,185</b>	<b>57,965</b>	<b>58.94%</b>
Personnel Services- Salaries & Wages	134,527	1,151,774	1,151,774	720,999	0	62.60%
Personnel Services- Employee Benefits	18,744	224,174	224,174	129,582	0	57.80%
Contractual Services	2,045	61,447	61,447	19,813	0	32.24%
Commodities	1,276	52,569	52,569	7,791	5,926	14.82%
Capital	0	0	0	0	52,039	N/A
<b>400 Economic Development</b>	<b>1,143</b>	<b>157,316</b>	<b>157,316</b>	<b>48,789</b>	<b>0</b>	<b>31.01%</b>
Personnel Services- Salaries & Wages	651	6,167	6,167	868	0	14.07%
Personnel Services- Employee Benefits	241	3,704	3,704	313	0	8.45%
Contractual Services	251	147,045	147,045	47,608	0	32.38%
Commodities	0	400	400	0	0	0.00%
<b>401 Community Dev Block Program</b>	<b>45,233</b>	<b>1,216,062</b>	<b>1,216,062</b>	<b>906,695</b>	<b>0</b>	<b>74.56%</b>
Personnel Services- Salaries & Wages	9,168	118,935	118,935	55,607	0	46.75%
Personnel Services- Employee Benefits	2,549	40,669	40,669	17,714	0	43.56%
Contractual Services	33,417	1,031,138	1,031,138	822,593	0	79.78%
Commodities	98	2,520	2,520	210	0	8.33%
Capital	0	1,000	1,000	0	0	0.00%
Transfers Out	0	21,800	21,800	10,571	0	48.49%

**Kane County Expenditure Report - Detail**  
**Through June 30, 2018 (58.3% YTD, 61.54% Payroll)**

	Current Month Transactions	Total Amended Budget	Total Amended Budget excluding Net Income	YTD Actual Transactions	YTD Encumbrances	Total % Used
<b>402 HOME Program</b>	<b>148,928</b>	<b>925,312</b>	<b>925,312</b>	<b>708,339</b>	<b>0</b>	<b>76.55%</b>
Personnel Services- Salaries & Wages	3,379	47,043	47,043	23,720	0	50.42%
Personnel Services- Employee Benefits	747	14,698	14,698	5,696	0	38.75%
Contractual Services	144,801	862,661	862,661	678,889	0	78.70%
Commodities	0	235	235	35	0	14.88%
Capital	0	675	675	0	0	0.00%
<b>403 Unincorporated Stormwater Mgmt</b>	<b>0</b>	<b>499</b>	<b>0</b>	<b>0</b>	<b>0</b>	<b>N/A</b>
Contingency and Other	0	499	0	0	0	N/A
<b>404 Homeless Management Info Systems</b>	<b>19,569</b>	<b>135,245</b>	<b>135,245</b>	<b>93,224</b>	<b>0</b>	<b>68.93%</b>
Personnel Services- Salaries & Wages	6,755	39,900	39,900	36,376	0	91.17%
Personnel Services- Employee Benefits	1,306	19,113	19,113	8,728	0	45.67%
Contractual Services	8,545	62,807	62,807	26,867	0	42.78%
Commodities	1,075	11,200	11,200	19,338	0	172.66%
Capital	1,887	2,225	2,225	1,915	0	86.08%
<b>405 Cost Share Drainage</b>	<b>26,746</b>	<b>199,289</b>	<b>180,000</b>	<b>84,015</b>	<b>33,364</b>	<b>46.68%</b>
Contractual Services	6,746	104,000	104,000	36,950	24,204	35.53%
Contingency and Other	0	19,289	0	0	0	N/A
Capital	0	76,000	76,000	27,065	9,161	35.61%
Transfers Out	20,000	0	0	20,000	0	N/A
<b>406 OCR &amp; Recovery Act Programs</b>	<b>4,890</b>	<b>184,993</b>	<b>184,993</b>	<b>27,664</b>	<b>0</b>	<b>14.95%</b>
Personnel Services- Salaries & Wages	2,989	28,744	28,744	15,562	0	54.14%
Personnel Services- Employee Benefits	731	11,215	11,215	3,807	0	33.94%
Contractual Services	1,170	145,034	145,034	8,295	0	5.72%
<b>407 Quality of Kane Grants</b>	<b>0</b>	<b>30,110</b>	<b>30,110</b>	<b>0</b>	<b>0</b>	<b>0.00%</b>
Contractual Services	0	30,110	30,110	0	0	0.00%
<b>408 Neighborhood Stabilization Progr</b>	<b>0</b>	<b>170,000</b>	<b>170,000</b>	<b>100,484</b>	<b>0</b>	<b>59.11%</b>
Contractual Services	0	170,000	170,000	100,484	0	59.11%
<b>409 Continuum of Care Planning Grant</b>	<b>11,733</b>	<b>71,569</b>	<b>71,569</b>	<b>33,825</b>	<b>0</b>	<b>47.26%</b>
Personnel Services- Salaries & Wages	1,315	27,867	27,867	19,006	0	68.20%
Personnel Services- Employee Benefits	285	12,817	12,817	4,658	0	36.34%
Contractual Services	10,133	30,885	30,885	10,161	0	32.90%
<b>410 Elgin CDBG</b>	<b>16,358</b>	<b>175,404</b>	<b>175,404</b>	<b>69,918</b>	<b>0</b>	<b>39.86%</b>
Personnel Services- Salaries & Wages	10,120	86,081	86,081	51,380	0	59.69%
Personnel Services- Employee Benefits	2,740	30,082	30,082	14,898	0	49.52%
Contractual Services	3,497	58,616	58,616	3,638	0	6.21%
Commodities	0	625	625	2	0	0.37%
<b>425 Blighted Structure Demolition</b>	<b>0</b>	<b>120,000</b>	<b>120,000</b>	<b>0</b>	<b>0</b>	<b>0.00%</b>
Contractual Services	0	120,000	120,000	0	0	0.00%
<b>435 Growing for Kane</b>	<b>1,556</b>	<b>14,132</b>	<b>14,132</b>	<b>9,907</b>	<b>0</b>	<b>70.10%</b>
Contractual Services	1,556	14,132	14,132	9,907	0	70.10%
<b>520 Mill Creek Special Service Area</b>	<b>74,128</b>	<b>1,073,844</b>	<b>1,073,844</b>	<b>267,890</b>	<b>139,747</b>	<b>24.95%</b>
Personnel Services- Salaries & Wages	5,885	51,139	51,139	31,386	0	61.37%
Personnel Services- Employee Benefits	1,105	9,987	9,987	6,071	0	60.79%
Contractual Services	66,571	995,318	995,318	223,587	139,747	22.46%
Commodities	566	15,000	15,000	4,446	0	29.64%
Transfers Out	0	2,400	2,400	2,400	0	100.00%
<b>521 Bowes Creek Special Service Area</b>	<b>0</b>	<b>11</b>	<b>0</b>	<b>0</b>	<b>0</b>	<b>N/A</b>
Contingency and Other	0	11	0	0	0	N/A
<b>5300 Sunvale SBA SW 37</b>	<b>0</b>	<b>488</b>	<b>488</b>	<b>0</b>	<b>0</b>	<b>0.00%</b>
Transfers Out	0	488	488	0	0	0.00%

**Kane County Expenditure Report - Detail**  
**Through June 30, 2018 (58.3% YTD, 61.54% Payroll)**

	Current Month Transactions	Total Amended Budget	Total Amended Budget excluding Net Income	YTD Actual Transactions	YTD Encumbrances	Total % Used
<b>5301 Middle Creek SBA SW38</b>	<b>0</b>	<b>1,950</b>	<b>1,950</b>	<b>0</b>	<b>0</b>	<b>0.00%</b>
Contractual Services	0	200	200	0	0	0.00%
Transfers Out	0	1,750	1,750	0	0	0.00%
<b>5302 Shirewood Farm SSA SW39</b>	<b>0</b>	<b>2,349</b>	<b>2,349</b>	<b>0</b>	<b>0</b>	<b>0.00%</b>
Transfers Out	0	2,349	2,349	0	0	0.00%
<b>5303 Ogden Gardens SBA SW40</b>	<b>0</b>	<b>2,540</b>	<b>2,540</b>	<b>0</b>	<b>0</b>	<b>0.00%</b>
Transfers Out	0	2,540	2,540	0	0	0.00%
<b>5304 Wildwood West SBA SW41</b>	<b>0</b>	<b>11,747</b>	<b>11,747</b>	<b>0</b>	<b>0</b>	<b>0.00%</b>
Contractual Services	0	1,000	1,000	0	0	0.00%
Transfers Out	0	10,747	10,747	0	0	0.00%
<b>5305 Savanna Lakes SBA SW42</b>	<b>0</b>	<b>2,894</b>	<b>2,894</b>	<b>0</b>	<b>0</b>	<b>0.00%</b>
Transfers Out	0	2,894	2,894	0	0	0.00%
<b>5306 Cheval DeSelle Venetian SBA SW43</b>	<b>0</b>	<b>5,009</b>	<b>5,009</b>	<b>0</b>	<b>0</b>	<b>0.00%</b>
Contractual Services	0	1	1	0	0	0.00%
Transfers Out	0	5,008	5,008	0	0	0.00%
<b>5308 Plank Road Estates SBA SW45</b>	<b>0</b>	<b>3,350</b>	<b>3,311</b>	<b>0</b>	<b>0</b>	<b>0.00%</b>
Contingency and Other	0	39	0	0	0	N/A
Transfers Out	0	3,311	3,311	0	0	0.00%
<b>5310 Exposition View SBA SW47</b>	<b>0</b>	<b>4,105</b>	<b>4,105</b>	<b>0</b>	<b>0</b>	<b>0.00%</b>
Contractual Services	0	466	466	0	0	0.00%
Transfers Out	0	3,639	3,639	0	0	0.00%
<b>5311 Pasadena Drive SBA SW48</b>	<b>0</b>	<b>2,881</b>	<b>2,881</b>	<b>0</b>	<b>0</b>	<b>0.00%</b>
Contractual Services	0	476	476	0	0	0.00%
Transfers Out	0	2,405	2,405	0	0	0.00%
<b>5312 Tamara Dittman SBA SW 50</b>	<b>0</b>	<b>1,215</b>	<b>1,215</b>	<b>0</b>	<b>0</b>	<b>0.00%</b>
Transfers Out	0	1,215	1,215	0	0	0.00%
<b>760 Debt Service</b>	<b>0</b>	<b>7,841,244</b>	<b>7,815,055</b>	<b>6,863,655</b>	<b>0</b>	<b>87.83%</b>
<b>601 Public Building Commission</b>	<b>0</b>	<b>18,900</b>	<b>0</b>	<b>0</b>	<b>0</b>	<b>N/A</b>
Contingency and Other	0	18,900	0	0	0	N/A
<b>620 Motor Fuel Tax Debt Service</b>	<b>0</b>	<b>3,522,100</b>	<b>3,522,100</b>	<b>3,500,471</b>	<b>0</b>	<b>99.39%</b>
Debt Service	0	3,522,100	3,522,100	3,500,471	0	99.39%
<b>621 Transit Sales Tax Debt Service</b>	<b>0</b>	<b>1,467</b>	<b>0</b>	<b>0</b>	<b>0</b>	<b>N/A</b>
Contingency and Other	0	1,467	0	0	0	N/A
<b>622 Recovery Zone Bond Debt Service</b>	<b>0</b>	<b>888,655</b>	<b>888,655</b>	<b>798,034</b>	<b>0</b>	<b>89.80%</b>
Contractual Services	0	500	500	450	0	90.00%
Contingency and Other	0	12,087	12,087	0	0	0.00%
Debt Service	0	876,068	876,068	797,584	0	91.04%
<b>623 JJC/AJC Refunding Debt Service</b>	<b>0</b>	<b>2,714,300</b>	<b>2,714,300</b>	<b>2,565,150</b>	<b>0</b>	<b>94.51%</b>
Contractual Services	0	350	350	450	0	128.57%
Debt Service	0	2,713,950	2,713,950	2,564,700	0	94.50%
<b>624 Longmeadow Debt Service</b>	<b>0</b>	<b>695,822</b>	<b>690,000</b>	<b>0</b>	<b>0</b>	<b>0.00%</b>
Contingency and Other	0	5,822	0	0	0	N/A
Debt Service	0	690,000	690,000	0	0	0.00%



**Kane County Expenditure Report - Detail**  
**Through June 30, 2018 (58.3% YTD, 61.54% Payroll)**

	Current Month Transactions	Total Amended Budget	Total Amended Budget excluding Net Income	YTD Actual Transactions	YTD Encumbrances	Total % Used
<b>800 Other- Countywide Expenses</b>	<b>3,033,230</b>	<b>46,568,194</b>	<b>45,853,194</b>	<b>27,593,716</b>	<b>210,915</b>	<b>60.18%</b>
<b>001 General Fund</b>	<b>84,931</b>	<b>7,993,636</b>	<b>7,993,636</b>	<b>6,389,833</b>	<b>137,328</b>	<b>79.94%</b>
Personnel Services- Salaries & Wages	5,763	75,123	75,123	43,265	0	57.59%
Personnel Services- Employee Benefits	1,026	64,992	64,992	13,297	0	20.46%
Contractual Services	10,867	1,427,687	1,427,687	908,794	127,743	63.66%
Commodities	67,275	1,170,000	1,170,000	668,643	9,585	57.15%
Transfers Out	0	5,255,834	5,255,834	4,755,834	0	90.49%
<b>100 County Automation</b>	<b>0</b>	<b>6,834</b>	<b>0</b>	<b>10,619</b>	<b>0</b>	<b>N/A</b>
Contingency and Other	0	6,834	0	0	0	N/A
Capital	0	0	0	10,619	0	N/A
<b>110 Illinois Municipal Retirement</b>	<b>699,666</b>	<b>6,744,592</b>	<b>6,744,592</b>	<b>3,842,968</b>	<b>0</b>	<b>56.98%</b>
Personnel Services- Employee Benefits	699,666	6,742,976	6,742,976	3,841,352	0	56.97%
Transfers Out	0	1,616	1,616	1,616	0	100.00%
<b>111 FICA/Social Security</b>	<b>418,837</b>	<b>3,914,757</b>	<b>3,914,757</b>	<b>2,264,463</b>	<b>0</b>	<b>57.84%</b>
Personnel Services- Employee Benefits	418,837	3,913,453	3,913,453	2,263,159	0	57.83%
Transfers Out	0	1,304	1,304	1,304	0	100.00%
<b>112 Special Reserve</b>	<b>0</b>	<b>514,471</b>	<b>351,125</b>	<b>351,125</b>	<b>0</b>	<b>100.00%</b>
Contingency and Other	0	163,346	0	0	0	N/A
Transfers Out	0	351,125	351,125	351,125	0	100.00%
<b>113 Emergency Reserve</b>	<b>0</b>	<b>44,820</b>	<b>0</b>	<b>0</b>	<b>0</b>	<b>N/A</b>
Contingency and Other	0	44,820	0	0	0	N/A
<b>114 Property Tax Freeze Protection</b>	<b>0</b>	<b>600,000</b>	<b>600,000</b>	<b>600,000</b>	<b>0</b>	<b>100.00%</b>
Transfers Out	0	600,000	600,000	600,000	0	100.00%
<b>125 Public Safety Sales Tax</b>	<b>39,113</b>	<b>2,408,253</b>	<b>2,408,253</b>	<b>1,496,770</b>	<b>28,297</b>	<b>62.15%</b>
Contractual Services	16,800	633,565	633,565	587,628	0	92.75%
Capital	22,313	1,274,688	1,274,688	409,142	28,297	32.10%
Transfers Out	0	500,000	500,000	500,000	0	100.00%
<b>127 Judicial Technology Sales Tax</b>	<b>57,891</b>	<b>1,043,057</b>	<b>1,043,057</b>	<b>841,398</b>	<b>3,840</b>	<b>80.67%</b>
Personnel Services- Salaries & Wages	34,699	301,536	301,536	183,922	0	60.99%
Personnel Services- Employee Benefits	10,948	108,829	108,829	66,535	0	61.14%
Contractual Services	12,245	618,305	618,305	576,554	3,840	93.25%
Transfers Out	0	14,387	14,387	14,387	0	100.00%
<b>500 Capital Projects</b>	<b>355,063</b>	<b>4,894,349</b>	<b>4,394,349</b>	<b>895,919</b>	<b>41,450</b>	<b>20.39%</b>
Contractual Services	0	150,000	150,000	37,903	0	25.27%
Contingency and Other	0	500,000	0	0	0	N/A
Capital	355,063	4,244,349	4,244,349	858,016	41,450	20.22%
<b>652 Health Insurance Fund</b>	<b>1,377,729</b>	<b>18,403,425</b>	<b>18,403,425</b>	<b>10,900,622</b>	<b>0</b>	<b>59.23%</b>
Contractual Services	1,377,729	18,403,425	18,403,425	10,900,622	0	59.23%
<b>900 Contingency</b>	<b>0</b>	<b>1,116,432</b>	<b>1,116,432</b>	<b>0</b>	<b>0</b>	<b>0.00%</b>
<b>001 General Fund</b>	<b>0</b>	<b>1,116,432</b>	<b>1,116,432</b>	<b>0</b>	<b>0</b>	<b>0.00%</b>
Contingency and Other	0	1,116,432	1,116,432	0	0	0.00%
<b>660 Working Cash</b>	<b>0</b>	<b>28,665</b>	<b>0</b>	<b>0</b>	<b>0</b>	<b>N/A</b>
Contingency and Other	0	28,665	0	0	0	N/A
<b>Grand Total</b>	<b>17,034,450</b>	<b>291,896,346</b>	<b>276,254,971</b>	<b>113,361,482</b>	<b>45,991,585</b>	<b>41.04%</b>



# Sheriff's Custom YTD Budget Performance Report

Fiscal Year to Date 7/18/2018  
YTD Budget vs. YTD Actual

# Payrolls 16 thru PPE 6/30/18  
 # Health/Dental Contributions 14 thru PPE 6/30/18  
 # Budget Weeks - Food 31 thru W/E 7/4/18  
 # Budget Months - Medical 7 thru June  
 # Budget Months - Other 7 thru June

Account	Mo	Account Description	Adopted Budget	Annual Amended Budget	YTD Amended Budget	YTD Actual	YTD Variance From Budget
Fund 001 - General Fund							
REVENUE							
Department 380 - Sheriff							
Sub-Department 000 - Revenues							
32220	-	State Alien Assistance Grant	150,000	150,000	.00	.00	0.00
32650	4	Justice Assistance Grant	31,000	31,000	10,333.33	.00	(10,333.33)
34350	P/R	Detail Fees	81,000	81,000	49,846.15	38,040.00	(11,806.15)
34360	7	Net Civil Processing Fees	241,000	241,000	140,583.33	121,173.80	(19,409.53)
34370	7	Chancery Foreclosure Fees	400,000	400,000	233,333.33	243,000.00	9,666.67
34380	7	Body Writ Fees	30,000	30,000	17,500.00	18,745.00	1,245.00
34390	7	Accident Copy Fees	6,000	6,000	3,500.00	2,420.00	(1,080.00)
34400	7	Weekend Prisoner Fees	31,000	31,000	18,083.33	19,594.94	1,511.61
34410	7	Burglar Alarm Fees	10,000	10,000	5,833.33	.00	(5,833.33)
34430	8	Inmate Telephone Fees- AJF	300,000	300,000	200,000.00	314,153.41	114,153.41
34440	7	Fingerprinting Fees	3,000	3,000	1,750.00	1,880.00	130.00
34450	7	Bond Fees	96,000	96,000	56,000.00	62,082.00	6,082.00
35900	7	Miscellaneous Fees	10,000	10,000	5,833.33	7,337.45	1,504.12
36060	7	Traffic Violation Fines	200,000	200,000	116,666.67	73,665.82	(43,000.85)
36080	7	Eviction Fines	161,000	161,000	93,916.67	93,535.25	(381.42)
37060	7	Prisoner Transfer Reimbursement	8,500	8,500	4,958.33	.00	(4,958.33)
37240	7	Sheriff Training Reimbursement	7,000	7,000	4,083.33	.00	(4,083.33)
37900	7	Miscellaneous Reimbursement	162,000	162,000	94,500.00	44,758.12	(49,741.88)
38530	7	Auction Sales	36,000	36,000	21,000.00	1,525.00	(19,475.00)
38900	7	Miscellaneous Other			.00	.00	0.00
Sub-Department 000 - Revenues Totals			1,963,500	1,963,500	\$1,077,721.13	\$1,041,910.79	(\$35,810.34)
Department 380 - Sheriff Totals			1,963,500	1,963,500	\$1,077,721.13	\$1,041,910.79	(\$35,810.34)
REVENUE TOTALS			\$1,963,500	\$1,963,500	\$1,077,721.13	\$1,041,910.79	(\$35,810.34)

## EXPENSE

Department 380 - Sheriff

Sub-Department 380 - Sheriff

40000		Salaries and Wages	9,153,469	9,153,469	5,576,812.92	5,153,856.77	422,956.15
-------	--	--------------------	-----------	-----------	--------------	--------------	------------



# Sheriff's Custom YTD Budget Performance Report

Fiscal Year to Date 7/18/2018  
YTD Budget vs. YTD Actual

# Payrolls 16 thru PPE 6/30/18  
 # Health/Dental Contributions 14 thru PPE 6/30/18  
 # Budget Weeks - Food 31 thru W/E 7/4/18  
 # Budget Months - Medical 7 thru June  
 # Budget Months - Other 7 thru June

Account	Mo	Account Description	Adopted Budget	Amended Budget	YTD Amended Budget	YTD Actual	YTD Variance From Budget
40200		Overtime Salaries	229,443	229,443	141,195.69	253,558.94	(112,363.25)
40320		Merit Employee Longevity	182,880	182,880	112,541.54	91,694.98	20,846.56
45000		Healthcare Contribution	1,500,889	1,500,889	875,518.58	910,269.94	(34,751.36)
45009		Healthcare Subsidy			.00	(37,075.31)	37,075.31
45010		Dental Contribution	51,502	51,502	30,042.83	29,231.94	810.89
45019		Dental Subsidy			.00	(177.99)	177.99
45400		Uniform Allowance	94,600	94,600	58,215.38	42,900.00	15,315.38
50150		Contractual/Consulting Services	6,000	6,000	3,500.00	5,415.90	(1,915.90)
50210		Medical/Dental/Hospital Services	5,000	5,000	2,916.67	5,381.00	(2,464.33)
50290		Investigations	1,000	1,000	583.33	1,223.65	(640.32)
50340		Software Licensing Cost	5,000	5,000	2,916.67	778.72	2,137.95
50360		Drug Testing and Lab Services	1,200	1,200	700.00	.00	700.00
52140		Repairs and Maint- Copiers	4,500	4,500	2,625.00	3,823.09	(1,198.09)
52150		Repairs and Maint- Comm Equip	2,500	2,500	1,458.33	617.17	841.16
52160		Repairs and Maint- Equipment	1,000	1,000	583.33	385.45	197.88
52230		Repairs and Maint- Vehicles	75,000	75,000	43,750.00	52,528.84	(8,778.84)
53100		Conferences and Meetings	4,000	4,000	2,333.33	1,637.83	695.50
53110		Employee Training	38,500	38,500	22,458.33	26,650.20	(4,191.87)
53130		General Association Dues	1,500	1,500	875.00	2,799.00	(1,924.00)
60000		Office Supplies	5,000	5,000	2,916.67	3,654.09	(737.42)
60010		Operating Supplies	20,000	20,000	11,666.67	18,614.48	(6,947.81)
60210		Uniform Supplies	5,000	5,000	2,916.67	6,847.64	(3,930.97)
60220		Weapons and Ammunition	5,000	5,000	2,916.67	4,737.00	(1,820.33)
63040		Fuel- Vehicles	326,525	326,525	190,472.92	149,255.73	41,217.19
99200		Budget Cut Amount	(875,000)	(875,000)	(510,416.67)	.00	(510,416.67)
Sub-Department 380 - Sheriff Totals			\$10,844,508	\$10,844,508	\$6,579,499.86	\$6,728,609.06	(\$149,109.20)
Sub-Department 382 - Adult Corrections							
40000		Salaries and Wages	9,913,940	9,913,940	6,049,156.92	5,834,977.77	214,179.15
40200		Overtime Salaries	426,148	426,148	262,244.92	453,614.59	(191,369.67)
40320		Merit Employee Longevity	199,788	199,788	122,946.46	115,044.21	7,902.25
45000		Healthcare Contribution	1,632,912	1,632,912	952,532.00	980,657.11	(28,125.11)



# Sheriff's Custom YTD Budget Performance Report

Fiscal Year to Date 7/18/2018  
YTD Budget vs. YTD Actual

# Payrolls 16 thru PPE 6/30/18  
 # Health/Dental Contributions 14 thru PPE 6/30/18  
 # Budget Weeks - Food 31 thru W/E 7/4/18  
 # Budget Months - Medical 7 thru June  
 # Budget Months - Other 7 thru June

Account	Mo	Account Description	Adopted Budget	Amended Budget	YTD Amended Budget	YTD Actual	YTD Variance From Budget
45009		Healthcare Subsidy			.00	(39,917.79)	<b>39,917.79</b>
45010		Dental Contribution	58,126	58,126	33,906.83	32,173.05	<b>1,733.78</b>
45019		Dental Subsidy			.00	(202.20)	<b>202.20</b>
45400		Uniform Allowance	122,000	122,000	75,076.92	54,000.00	<b>21,076.92</b>
50210		Medical/Dental/Hospital Services	2,039,821	2,039,821	1,189,895.58	1,349,463.95	<b>(159,568.37)</b>
52000		Disposal and Water Softener Svcs	19,600	19,600	11,433.33	10,205.28	<b>1,228.05</b>
52150		Repairs and Maint- Comm Equip	4,500	4,500	2,625.00	21.81	<b>2,603.19</b>
52160		Repairs and Maint- Equipment	5,000	5,000	2,916.67	3,146.00	<b>(229.33)</b>
53110		Employee Training	25,000	25,000	14,583.33	14,824.10	<b>(240.77)</b>
53130		General Association Dues	400	400	233.33	.00	<b>233.33</b>
55000		Miscellaneous Contractual Exp			.00	495.00	<b>(495.00)</b>
60000		Office Supplies	1,350	1,350	787.50	299.94	<b>487.56</b>
60010		Operating Supplies	105,000	105,000	61,250.00	51,924.77	<b>9,325.23</b>
60210		Uniform Supplies	7,050	7,050	4,112.50	6,474.59	<b>(2,362.09)</b>
60220		Weapons and Ammunition	2,400	2,400	1,400.00	.00	<b>1,400.00</b>
60230		Food	903,095	903,095	538,383.56	476,151.05	<b>62,232.51</b>
60240		Clothing Supplies	25,000	25,000	14,583.33	447.82	<b>14,135.51</b>
Sub-Department 382 - Adult Corrections Totals			\$15,491,130	\$15,491,130	\$9,338,068.18	\$9,343,801.05	<b>(\$5,732.87)</b>
Sub-Department 383 - Corrections Board and Care							
50080		Adult Prisoner Board and Care			.00	7,200.00	<b>(7,200.00)</b>
Sub-Department 383 - Corrections Board and Care Totals			\$0	\$0	\$0.00	\$7,200.00	<b>(\$7,200.00)</b>
Department 380 - Sheriff Totals			\$26,335,638	\$26,335,638	\$15,917,568.04	\$16,079,610.11	<b>(\$162,042.07)</b>
<b>EXPENSE TOTALS</b>			\$26,335,638	\$26,335,638	\$15,917,568.04	\$16,079,610.11	<b>(\$162,042.07)</b>
Fund 001 - General Fund Totals							
<b>REVENUE TOTALS</b>			1,963,500	1,963,500	1,077,721.13	1,041,910.79	<b>(35,810.34)</b>
<b>EXPENSE TOTALS</b>			26,335,638	26,335,638	15,917,568.04	16,079,610.11	<b>(162,042.07)</b>
Fund 001 - General Fund Totals			<b>(\$24,372,138)</b>	<b>(\$24,372,138)</b>	<b>(\$14,839,846.91)</b>	<b>(\$15,037,699.32)</b>	<b>(\$197,852.41)</b>



# Sheriff's Custom YTD Budget Performance Report

Fiscal Year to Date 7/18/2018  
YTD Budget vs. YTD Actual

# Payrolls 16 thru PPE 6/30/18  
 # Health/Dental Contributions 14 thru PPE 6/30/18  
 # Budget Weeks - Food 31 thru W/E 7/4/18  
 # Budget Months - Medical 7 thru June  
 # Budget Months - Other 7 thru June

Account	Mo	Account Description	Adopted Budget	Annual Amended Budget	YTD Amended Budget	YTD Actual	YTD Variance From Budget
---------	----	---------------------	-------------------	-----------------------------	--------------------------	---------------	--------------------------------

	Variance As of 6/21/18	Variance Change	Variance As of 7/18/18
REVENUE TOTALS	<b>(68,324.52)</b>	<b>32,514.18</b>	<b>(35,810.34)</b>
EXPENSE TOTALS	<b>(17,375.40)</b>	<b>(144,666.67)</b>	<b>(162,042.07)</b>
TOTAL NET VARIANCE	<b>(\$85,699.92)</b>	<b>(\$112,152.49)</b>	<b>(\$197,852.41)</b>
Exclude Adult Prisoner Board & Care	<b>5,760.00</b>	<b>1,440.00</b>	<b>7,200.00</b>
<b>Total Net Variance Excluding Adult Prisoner Board &amp; Care</b>	<b>(\$79,939.92)</b>	<b>(\$110,712.49)</b>	<b>(\$190,652.41)</b>



# Finance Accounts Payable by GL Distribution

Payment Date Range 06/01/18 - 06/30/18

Vendor	Invoice No.	Invoice Description	Status	Held Reason	Invoice Date	Due Date	G/L Date	Received Date	Payment Date	Invoice Amount	
<b>Fund 001 - General Fund</b>											
Department <b>040 - Finance</b>											
Sub-Department <b>040 - Finance</b>											
Account <b>50130 - Certified Audit Contract</b>											
9795 - Baker Tilly Virchow Krause, LLP	BT1271105	11/30/17 Audit	Paid by EFT # 47467		05/25/2018	06/13/2018	06/13/2018		06/25/2018	13,670.00	
								Account <b>50130 - Certified Audit Contract</b> Totals		Invoice Transactions 1	<u>13,670.00</u>
Account <b>60000 - Office Supplies</b>											
11023 - Genesis Technologies Inc.	646690	Printer Toner- HP CF280XC	Paid by EFT # 47323		05/15/2018	05/31/2018	05/31/2018		06/11/2018	67.13	
1024 - Ready Refresh by Nestle (Ice Mountain)	18E8106207791	Water Delivery 5/4/18	Paid by EFT # 47390		05/24/2018	05/31/2018	05/31/2018		06/11/2018	21.63	
3578 - Warehouse Direct Office Products	3906454-0	Office Supplies-Packing Tap	Paid by EFT # 47440		05/18/2018	06/04/2018	06/04/2018		06/11/2018	5.32	
								Account <b>60000 - Office Supplies</b> Totals		Invoice Transactions 3	<u>\$94.08</u>
								Sub-Department <b>040 - Finance</b> Totals		Invoice Transactions 4	<u>\$13,764.08</u>
								Department <b>040 - Finance</b> Totals		Invoice Transactions 4	<u>\$13,764.08</u>
Department <b>140 - County Auditor</b>											
Sub-Department <b>140 - County Auditor</b>											
Account <b>52140 - Repairs and Maint- Copiers</b>											
4371 - Toshiba Business Solutions, Inc.	14592032	Copier Meter Count - black / color	Paid by Check # 362519		06/12/2018	06/19/2018	06/19/2018		06/25/2018	7.89	
								Account <b>52140 - Repairs and Maint- Copiers</b> Totals		Invoice Transactions 1	<u>\$7.89</u>
Account <b>53100 - Conferences and Meetings</b>											
4526 - Fifth Third Bank	6167TH-05/18	P-Card May Charges TH	Paid by EFT # 47518		06/04/2018	06/12/2018	06/12/2018		06/25/2018	878.87	
								Account <b>53100 - Conferences and Meetings</b> Totals		Invoice Transactions 1	<u>\$878.87</u>
Account <b>53130 - General Association Dues</b>											
2257 - Illinois CPA Society	318461-2018	Illinois CPA Society Membership Dues-MO	Paid by Check # 362275		06/01/2018	06/01/2018	06/01/2018		06/11/2018	325.00	
2824 - AICPA-American Institute of CPA	101454976	AICPA Dues Renewal	Paid by Check # 362361		05/01/2018	06/11/2018	06/11/2018		06/25/2018	275.00	
4526 - Fifth Third Bank	6167TH-05/18	P-Card May Charges TH	Paid by EFT # 47518		06/04/2018	06/12/2018	06/12/2018		06/25/2018	435.00	
								Account <b>53130 - General Association Dues</b> Totals		Invoice Transactions 3	<u>\$1,035.00</u>
Account <b>60000 - Office Supplies</b>											
1024 - Ready Refresh by Nestle (Ice Mountain)	18E8104122430	Drinking Water Service	Paid by EFT # 47390		05/24/2018	05/30/2018	05/30/2018		06/11/2018	23.75	
5540 - The Tree House Inc	80097	Xerox Toner for Printer	Paid by Check # 362517		06/06/2018	06/20/2018	06/20/2018		06/25/2018	153.25	



# Finance Accounts Payable by GL Distribution

Payment Date Range 06/01/18 - 06/30/18

Vendor	Invoice No.	Invoice Description	Status	Held Reason	Invoice Date	Due Date	G/L Date	Received Date	Payment Date	Invoice Amount
<b>Fund 001 - General Fund</b>										
Department <b>140 - County Auditor</b>										
Sub-Department <b>140 - County Auditor</b>										
Account <b>60000 - Office Supplies</b>										
3578 - Warehouse Direct Office Products	3891974-0	Office Supplies	Paid by EFT # 47668		05/07/2018	06/11/2018	06/11/2018		06/25/2018	57.72
							Account <b>60000 - Office Supplies</b> Totals	Invoice Transactions	3	<u>\$234.72</u>
							Sub-Department <b>140 - County Auditor</b> Totals	Invoice Transactions	8	<u>\$2,156.48</u>
							Department <b>140 - County Auditor</b> Totals	Invoice Transactions	8	<u>\$2,156.48</u>
							Fund <b>001 - General Fund</b> Totals	Invoice Transactions	12	<u>\$15,920.56</u>
							Grand Totals	Invoice Transactions	12	<u>\$15,920.56</u>

**Kane County Purchasing Card Information  
Finance & Budget Committee  
June 2018 Statement**

**040 PURCHASING DEPARTMENT**

<i>Transaction Date</i>	<i>Merchant Name</i>	<i>Additional Information</i>	<i>Transaction Amount</i>
06/08/2018	GOVERNMENT FINANCE OFF	CHICAGO	580.00
06/19/2018	SVM PREPAID CARD	8007206428	281.83
		<i>Department Total</i>	<b>861.83</b>
		<i>Committee Total</i>	<b>861.83</b>



**SALES TAX ANALYSIS 2015-2018**  
**001.000.000.30100**

<b>State Liability Month</b>	<b>State Collection Month</b>	<b>State Report (Voucher) Month</b>	<b>County Receipt Month</b>	<b>2015</b>	<b>2016</b>	<b>% Change 2015-2016</b>	<b>2017</b>	<b>% Change 2016-2017</b>	<b>2018</b>	<b>% Change 2017-2018</b>
<b>November *</b>	December	January	February	1,274,606	1,256,577	-1.41%	1,360,952	8.31%	1,415,779	4.03%
<b>December</b>	January	February	March	1,488,784	1,451,859	-2.48%	1,529,148	5.32%	1,565,082	2.35%
<b>January</b>	February	March	April	1,006,954	1,018,659	1.16%	1,078,787	5.90%	1,141,884	5.85%
<b>February</b>	March	April	May	967,857	1,042,128	7.67%	1,060,991	1.81%	1,071,717	1.01%
<b>March</b>	April	May	June	1,201,155	1,235,859	2.89%	1,261,600	2.08%	1,375,831	9.05%
<b>April</b>	May	June	July	1,253,480	1,223,623	-2.38%	1,261,871	3.13%	1,330,483	5.44%
<b>May</b>	June	July	August	1,392,695	1,420,462	1.99%	1,467,003	3.28%		-100.00%
<b>June</b>	July	August	September	1,409,824	1,488,040	5.55%	1,517,400	1.97%		-100.00%
<b>July</b>	August	September	October	1,375,061	1,377,069	0.15%	1,412,534	2.58%		-100.00%
<b>August</b>	September	October	November	1,404,575	1,412,135	0.54%	1,449,491	2.65%		-100.00%
<b>September</b>	October	November	December	1,337,629	1,351,575	1.04%	1,406,761	4.08%		-100.00%
<b>October</b>	November	December	January	1,313,275	1,340,770	2.09%	1,378,755	2.83%		-100.00%
<b>TOTAL</b>				<b>15,425,897</b>	<b>15,618,756</b>	<b>1.25%</b>	<b>16,185,293</b>	<b>3.63%</b>	<b>7,900,775</b>	<b>-51.19%</b>

<b>2018 YTD</b>	<b>7,553,348</b>	<b>7,900,775</b>	<b>4.60%</b>
		<b>347,427</b>	

2018 Budget	16,250,000		
2018 Budget YTD	8,125,000	(224,225)	-2.76%

Sales Tax payments are normally received the month following the state voucher's it.  
The state vouchers collections it received the previous month.  
The state collections are received the month after the underlying transaction (liability) occurred.

**The state liability month is the basis of revenue recognitio**

**\* Since November revenue was unavailable in previous FY it is added to current FY and current year November is excluded from current FY.**



## 2018 Capital Projects Fund - Project Summary

as of 07.17.18

Project Name	FY 2018 Adopted Budget	Project Adjustments	Adjusted Project Budget	Expensed	Remaining Budget
Architectural Programming and Engineering	\$ 85,000	\$ -	\$ 85,000	\$ 73,181	\$ 11,819
Energy Efficiency Program	\$ 150,000	\$ -	\$ 150,000	\$ 37,903	\$ 112,097
Sidewalk Repair/Replacement	\$ 50,000	\$ -	\$ 50,000	\$ 21,400	\$ 28,600
JJC Carpet and Furniture Replacement	\$ 100,000	\$ -	\$ 100,000	\$ -	\$ 100,000
Judiciary Carpet and Furniture Replacement	\$ 100,000	\$ -	\$ 100,000	\$ 100,236	\$ (236)
Parking Lot Replacement - JC (P1/3)	\$ 645,000	\$ 150,397	\$ 795,397	\$ -	\$ 795,397
HVAC Improvements - Window AC Replacements	\$ 225,000	\$ 160,851	\$ 385,851	\$ -	\$ 385,851
HVAC Roof Top Replacements - GC - Bldg B	\$ 260,000	\$ -	\$ 260,000	\$ 35,136	\$ 224,864
HVAC Roof Top Replacements (P1/2)	\$ 300,000	\$ 285,200	\$ 585,200	\$ 149,623	\$ 435,577
HVAC Controls Upgrade (17 Rollover)	\$ -	\$ 175,669	\$ 175,669	\$ 71,359	\$ 104,310
Message Sign	\$ 48,000	\$ -	\$ 48,000	\$ -	\$ 48,000
JJC Security & Camera Upgrades	\$ -	\$ 650,100	\$ 650,100	\$ -	\$ 650,100
Contingency	\$ 300,000	\$ -	\$ 300,000	\$ 129,078	\$ 170,922
SAO Vehicle Replacements (2)	\$ 50,000	\$ -	\$ 50,000	\$ -	\$ 50,000
Court Services Vehicle Replacements (3)	\$ 75,000	\$ -	\$ 75,000	\$ -	\$ 75,000
Development Vehicle Replacement	\$ 30,000	\$ -	\$ 30,000	\$ 25,349	\$ 4,651
Building Management Vehicle Replacement	\$ 38,000	\$ -	\$ 38,000	\$ -	\$ 38,000
OEM Vehicle Replacement (17 Rollover)	\$ -	\$ 110,227	\$ 110,227	\$ 110,888	\$ (661)
IT PC Monitors/Replacement/Servers/Storage/UPS Batteries	\$ 468,338	\$ 82,588	\$ 550,926	\$ 133,118	\$ 417,808
IT Computer Software (Tyler, EA, HR, Doc Mgmt)	\$ 134,327	\$ 181,559	\$ 315,886	\$ 930	\$ 314,956
IT Printers/Scanners	\$ 50,000	\$ 7,668	\$ 57,668	\$ -	\$ 57,668
IT Switches, Routers & Firewall	\$ 78,045	\$ 3,480	\$ 81,525	\$ 44,507	\$ 37,018
IT Copier & Scanner Replacement	\$ 50,000	\$ -	\$ 50,000	\$ 4,275	\$ 45,725
<b>Total:</b>	<b>\$ 3,236,710</b>	<b>\$ 1,807,739</b>	<b>\$ 5,044,449</b>	<b>\$ 936,983</b>	<b>\$ 4,107,466</b>



## RESOLUTION/ORDINANCE EXECUTIVE SUMMARY

### Resolution No.

Amending Resolution No. 18-206 to Transfer Funds from the Cost-Share Drainage Fund (#405) to the Southwest Impact Fees Fund (#554)

**Committee Flow:** Transportation Committee, Finance and Budget Committee, Executive Committee, County Board

**Contact:** Tom Rickert, (630) 406-7305

### Budget Information:

Was this item budgeted? N/A	Appropriation Amount: N/A
If not budgeted, explain funding source: N/A	

### Summary:

The attached resolution amends Resolution 18-206 as well as amends the County's Fiscal Year 2018 budget to accommodate the transfer of \$20,000 from the Cost-Share Drainage Fund (#405) to the Division of Transportation's Southwest Impact Fees Fund (#554). Resolution 18-206 approved a Phase II Engineering Service Agreement with Transystems of Schaumburg for their work on the Dauberman Road from US Route 30 to Granart Road project in the amount of \$735,220 to be paid out of the Southwest Impact Fees Fund. The County's Cost-Share Drainage Fund is going to reimburse the Southwest Impact Fees Fund in the amount of \$20,000 in support of this engineering agreement. In order to transfer the funds between the Cost-Sharing and Southwest Impact Fees funds, a budget adjustment is required to account for the "transfer to " and "transfer from" between the two funds.

STATE OF ILLINOIS

COUNTY OF KANE

RESOLUTION NO.

**AMENDING RESOLUTION NO. 18-206 TO TRANSFER FUNDS FROM THE COST-SHARE DRAINAGE FUND (#405) TO THE SOUTHWEST IMPACT FEES FUND (#554)**

WHEREAS, in Resolution 18-206, the Kane County Board approved a Phase II Engineering Service Agreement with Transystems of Schaumburg for services on Dauberman Road from US Route 30 to Granart Road, Kane County Section No. 15-00277-01-BR; and

WHEREAS, an amount not to exceed Seven Hundred Thirty-Five Thousand Two Hundred Twenty Dollars (\$735,220.00) will be paid from Southwest Impact Fees Fund #554, Line Item #50140 (Engineering) for said services; and

WHEREAS, Twenty Thousand Dollars (\$20,000) has already been transferred from the Cost-Share Drainage Fund #405, Line Item #50140 (Engineering) to the Southwest Impact Fees Fund #554, Line Item #50140 (Engineering) to reimburse a portion of the costs.

NOW, THEREFORE, BE IT RESOLVED by the Kane County Board that the following adjustment be made to the FY 2018 Budget:

554.520.000.39000	Transfer from Other Funds	+\$20,000
554.520.554.50140	Engineering Services	+\$20,000
405.690.000.39900	Cash on Hand	+\$20,000
405.690.715.99000	Transfer to Other Funds	+\$20,000

Line Item	Line Item Description	Was Personnel/Item/Service approved in original budget or a subsequent budget revision?	Are funds currently available for this Personnel/Item/Service in the specific line item?	If funds are not currently available in the specified line item, where are the funds available?
Various - See above	Various - See above	No	No	

Passed by the Kane County Board on August 14, 2018.

\_\_\_\_\_  
John A. Cunningham  
Clerk, County Board  
Kane County, Illinois

\_\_\_\_\_  
Christopher J. Lauzen  
Chairman, County Board  
Kane County, Illinois

Vote:

18-08 BudgetAdjTransfer



## RESOLUTION/ORDINANCE EXECUTIVE SUMMARY

### Resolution No.

Authorizing FY18 Budget Adjustment to Support Office of Emergency Management Vaccinations

**Committee Flow:** Public Health Committee, Finance and Budget Committee, Executive Committee, County Board

**Contact:** Sean Madison, 630.232.5986

### Budget Information:

Was this item budgeted? No	Appropriation Amount: \$9,450
If not budgeted, explain funding source: Salary and Wages	

### Summary:

In order to protect OEM volunteers from harmful exposure, it is recommended that Hepatitis B Vaccinations be provided. These vaccines were not originally budgeted in FY18, however, due to staffing changes within the Office, funding is available in the salary & wage line item. Per the Financial Policies, in order to move the available budget to operating expenses for the vaccines, a budget adjustment is required.

STATE OF ILLINOIS

COUNTY OF KANE

RESOLUTION NO.

**AUTHORIZING FY18 BUDGET ADJUSTMENT TO SUPPORT OFFICE OF EMERGENCY MANAGEMENT VACCINATIONS**

WHEREAS, the Office of Emergency Management volunteers maybe exposed to blood borne pathogens during the course of their assigned duties; and

WHEREAS, Hepatitis B vaccinations are needed to protect the OEM volunteers against the hazards of exposure; and

WHEREAS, funds to pay for the vaccinations in FY18 are available in the Emergency Management salary & wages line item budget. Per the County's Financial Policies, a budget adjustment will be necessary to move the available budget to operating supplies, where the vaccines will be allocated to.

NOW, THEREFORE, BE IT RESOLVED by the Kane County Board that the following FY18 budget adjustment be made to provide funding for the hepatitis B vaccinations.

001.510.510.40000 Salary & Wages	(\$9,450)
001.510.510.60010 Operating Supplies	\$9,405

Line Item	Line Item Description	Was Personnel/Item/Service approved in original budget or a subsequent budget revision?	Are funds currently available for this Personnel/Item/Service in the specific line item?	If funds are not currently available in the specified line item, where are the funds available?
001.510.510.60010	Operating Supplies	No	Yes	001.510.510.40000

Passed by the Kane County Board on August 14, 2018.

---

John A. Cunningham  
 Clerk, County Board  
 Kane County, Illinois

---

Christopher J. Lauzen  
 Chairman, County Board  
 Kane County, Illinois

Vote:

18-08 OEM Budget Adjustment



## RESOLUTION/ORDINANCE EXECUTIVE SUMMARY

### Resolution No.

Amending the 2018 Fiscal Year Budget Fund 222 Attorney General Victim Coordinator Grant

**Committee Flow:** Judicial/Public Safety Committee, Finance and Budget Committee, Executive Committee, County Board

**Contact:** Christy DeChristopher, 630.406.7353

### Budget Information:

Was this item budgeted? No	Appropriation Amount: 26,140
If not budgeted, explain funding source:	
Attorney General Grant Funding	Increase

### Summary:

The State's Attorney's Office budgeted for and received a grant from the Illinois Attorney General's Office, the Violent Crime Victims Assistance Program, which funds the salary and benefits for a victim advocate. The grant funding was increased during FY2018, due to the addition of a part-time victim advocate. This resolution reflects the budget adjustment for the receipt of such increase during FY2018.



STATE OF ILLINOIS

COUNTY OF KANE

RESOLUTION NO.

**AMENDING THE 2018 FISCAL YEAR BUDGET FUND 222 ATTORNEY GENERAL VICTIM COORDINATOR GRANT**

WHEREAS, the Kane County State's Attorney's Office is required by law to prosecute criminal cases on behalf of the People of the State of Illinois within the County of Kane; and

WHEREAS, the Kane County State's Attorney's Office prosecutes violent crimes and provides services to victims of violent crimes; and

WHEREAS, the Kane County State's Attorney's Office received a grant award from the Illinois Attorney General's Office in the amount of \$28,860 to provide notification, information, and certain assistance services to the victims of violent crime; and

WHEREAS, such amount was budgeted by the Kane County State's Attorney's Office within the FY2018 budget; and

WHEREAS, during the term of FY2018, the Kane County State's Attorney's Office hired an additional part-time victim advocate to provide such services and as a result the Illinois Attorney General's Office increased the grant funding to \$55,000; and

WHEREAS, the Kane County State's Attorney's Office seeks to make a budget adjustment for FY2018 reflecting such increase.

NOW, THEREFORE, BE IT RESOLVED by the Kane County Board that the FY2018 budget be amended to reflect this increase to Fund 222, Atty General Victim Coord Grant, in the amount of Twenty-Six Thousand, One Hundred Forty Dollars (\$26,140).

222.300.000.32050 Atty General Victim Coordinator Grant	+ \$26,140
222.300.323.40000 Salary & Wages	+ \$25,990
222.300.323.50150 Contractual & Consulting	+ \$150

Line Item	Line Item Description	Was Personnel/Item/Service approved in original budget or a subsequent budget revision?	Are funds currently available for this Personnel/Item/Service in the specific line item?	If funds are not currently available in the specified line item, where are the funds available?
222.300.323.40000	Salary & Wages	No	No	222.300.000.32050
222.300.323.50150	Contractual/Consulting	No	No	

Passed by the Kane County Board on August 14, 2018.

---

John A. Cunningham  
 Clerk, County Board  
 Kane County, Illinois

---

Christopher J. Lauzen  
 Chairman, County Board  
 Kane County, Illinois

Vote:

18-08 Amending Budget Fund 222



## RESOLUTION/ORDINANCE EXECUTIVE SUMMARY

### Resolution No.

Authorization to Accept a Farm to School Grant Award from the USDA and Amending the 2018 Fiscal Year Growing for Kane Budget

**Committee Flow:** Agriculture Committee, Finance and Budget Committee, Executive Committee, County Board

**Contact:** Mathew Tansley, 630.232.3493

### Budget Information:

Was this item budgeted? No	Appropriation Amount:
If not budgeted, explain funding source: 435.690.000.32716	

### Summary:

The Kane County Development and Community Services Department applied for and was awarded a US Department of Agriculture Grant to support the implementation of a Growing for Kane project at the Kane County Juvenile Justice Center. The grant will be awarded through multiple disbursements over the 2-year period of the grant program.

The purpose of this resolution is to allow the County Board Chairman to accept the grant award and to perform a budget adjustment such that the funds are reflected within the Growing for Kane line item for FY2018 and subsequent fiscal years.

STATE OF ILLINOIS

COUNTY OF KANE

RESOLUTION NO.

**AUTHORIZATION TO ACCEPT A FARM TO SCHOOL GRANT AWARD FROM THE USDA AND AMENDING THE 2018 FISCAL YEAR GROWING FOR KANE BUDGET**

WHEREAS, the US Department of Agriculture has awarded a Farm to School Program grant to Kane County in the amount of \$94,984 for the purpose of implementing a Growing for Kane project at the Kane County Juvenile Justice Center; and

WHEREAS, the Kane County Department of Development and Community services requests a budget adjustment to the Growing for Kane line item to receive grant disbursements within FY2018; and

WHEREAS, this grant will support initiatives fulfilling recommendations set forth in the Growing for Kane Report including the removal of barriers for Kane County institutions to procure locally grown food items and ensuring that vulnerable populations have access to fresh produce.

NOW, THEREFORE, BE IT RESOLVED by the Kane County Board that the USDA award be accepted and that a FY2018 budget adjustment be granted to cover anticipated disbursements within the fiscal year in the amount of Twenty-Three Thousand Seven Hundred Forty-Six Dollars (\$23,746).

435.690.000.32716 Grant Revenue + \$23,746  
435.690.022.55050 Grant Expense + \$23,746

Line Item	Line Item Description	Was Personnel/Item/Service approved in original budget or a subsequent budget revision?	Are funds currently available for this Personnel/Item/Service in the specific line item?	If funds are not currently available in the specified line item, where are the funds available?
435.690.022.55050	Grant Expense	No	No	435.690.000.32716

Passed by the Kane County Board on August 14, 2018.

\_\_\_\_\_  
John A. Cunningham  
Clerk, County Board  
Kane County, Illinois

\_\_\_\_\_  
Christopher J. Lauzen  
Chairman, County Board  
Kane County, Illinois

Vote:

18-08 USDA Grant



## RESOLUTION/ORDINANCE EXECUTIVE SUMMARY

### Resolution No.

Approving the Purchase of Four 2018 Police Pursuit Vehicles

**Committee Flow:** Judicial/Public Safety Committee, Finance and Budget Committee, Executive Committee, County Board

**Contact:** Don Kramer, 630.208.2000

### Budget Information:

Was this item budgeted? Yes	Appropriation Amount: \$105,824.00
If not budgeted, explain funding source: Sheriff's DEF Federal	

### Summary:

It is recommended that the Judicial Public Safety Committee approve the purchase of 4 new police pursuit vehicles that are needed in the Sheriff's Office. These are replacement vehicles and are included in the FY2018 Sheriff's Office Budget. The vehicles meet the County's replacement standards and the existing units have reached the end of their useful life. Staff is requesting committee approval.

Description	Number of Units	Approx. Subtotal	Approx. Total
Unmarked Utility	4	\$26,456.00	\$105,824.00

STATE OF ILLINOIS

COUNTY OF KANE

RESOLUTION NO.

**APPROVING THE PURCHASE OF FOUR 2018 POLICE PURSUIT VEHICLES**

WHEREAS, the Sheriff's Office needs to replace a minimum of four (4) unmarked utility vehicles in order to support law enforcement activities; and

WHEREAS, Four (4) police pursuit vehicles are budgeted for purchase in FY2018, and will replace units that are at end of life; and

WHEREAS, The most responsible vendor, Currie Motor Fleet, 10125 West Laraway, Frankfort, Illinois, provided a per price vehicle of \$26,456.00, and is a member of the Northwest Municipal Conference (NWMC) Suburban Purchasing Coop.

NOW, THEREFORE, BE IT RESOLVED by the Kane County Board and the Chairman therefore, that the Sheriff of Kane County is authorized to enter into a contract with Currie Motor Fleet of Frankfort, Illinois in the amount of One Hundred and Five Thousand Eight Hundred and Twenty Four Dollars (\$105,824.00) for the purchase of police pursuit vehicles.

BE IT FURTHER RESOLVED that the Sheriff's Office is hereby authorized to expend funds from the FY2018 Budget in the amount of One Hundred Five Thousand, Eight Hundred Twenty-Four Dollars (\$105,824.00), from the Sheriff's DEF Federal Account for the purpose of purchasing said vehicles.

Line Item	Line Item Description	Was Personnel/Item/Service approved in original budget or a subsequent budget revision?	Are funds currently available for this Personnel/Item/Service in the specific line item?	If funds are not currently available in the specified line item, where are the funds available?
SHF DEF Acct.	DEF Federal Account	Yes	Yes	N/A

Passed by the Kane County Board on August 14, 2018.

---

John A. Cunningham  
 Clerk, County Board  
 Kane County, Illinois

---

Christopher J. Lauzen  
 Chairman, County Board  
 Kane County, Illinois

Vote:

17-08 SHF Fleet



## RESOLUTION/ORDINANCE EXECUTIVE SUMMARY

### Resolution No.

Authorizing Contracts for Web Design Services

**Committee Flow:** Administration Committee, Finance and Budget Committee, Executive Committee, County Board

**Contact:** Barbara Garza, 630.208.3834

### Budget Information:

Was this item budgeted? Yes	Appropriation Amount: \$60,000
If not budgeted, explain funding source:	

### Summary:

Kane County issued an RFP for web design services for the purpose of analyzing, developing, and maintaining an integrated website for all County departments, elected official sites, and citizen communication mobile applications to enhance communication between Kane County and its residents. After evaluation, 2 bidders were determined to be best able to provide those services at a designated annual cost of \$60,000 per year

STATE OF ILLINOIS

COUNTY OF KANE

RESOLUTION NO.

**AUTHORIZING CONTRACTS FOR WEB DESIGN SERVICES**

WHEREAS, Kane County is desirous to continue to enhance its website and communication with Kane County residents; and

WHEREAS, the Purchasing Department issued RFP 29-018 for web design services to analyze, develop, and maintain an integrated website for all County departments, elected official sites, and citizen communication mobile applications; and

WHEREAS, the lowest most responsible bidders were Digital Authority Partners of Chicago, Illinois, and Cassie Design of Oswego, Illinois; and

WHEREAS, the term of the contract for said web design services is for one year with an option to extend the contract for up to two additional successive one-year terms under the same terms as the original contract ; and

WHEREAS, the total cost to be allocated among both vendors is \$60,000 per year; and

WHEREAS, the contact calls for the use of funds during this and additional fiscal years and Kane County acknowledges the necessity of the appropriation of such funds.

NOW, THEREFORE, BE IT RESOLVED that the Chairman of the Kane County Board is hereby authorized to enter into a one-year contract with Digital Authority Partners and Cassie Design for web design services with an option to extend said contract for two (2) successive additional one (1) year periods under the original contract terms in an amount not to exceed Sixty Thousand Dollars (\$60,000) per year total among both vendors to be paid from Riverboat Fund 390 - Web Technical Services 390.060.337.50150

Line Item	Line Item Description	Was Personnel/Item/Service approved in original budget or a subsequent budget revision?	Are funds currently available for this Personnel/Item/Service in the specific line item?	If funds are not currently available in the specified line item, where are the funds available?
390.060.337.50150	Contractual/Consulting Services	Yes	Yes	N/A

Passed by the Kane County Board on August 14, 2018.

\_\_\_\_\_  
John A. Cunningham  
Clerk, County Board  
Kane County, Illinois

\_\_\_\_\_  
Christopher J. Lauzen  
Chairman, County Board  
Kane County, Illinois

Vote:

18-08 Web Services

**County of Kane  
PURCHASING DEPARTMENT  
KANE COUNTY GOVERNMENT CENTER**



719 S. Batavia Avenue, Bldg. A  
Geneva, Illinois 60134

Telephone: (630) 232-5929  
Fax: (630) 208-5107

Proposal Tabulation  
29-018  
Web Design Services  
Opened June 7, 2018 @ 2:00 p.m.

Vendor	Signature Verified	Addendums Acknowledged			COI	Disclosure Statement	PDF CD/Flash Drive
		1	2	3			
Digital Authority Partners 222 W. Merchandise Mart Plaza, Suite 1212 Chicago, IL 60654	X	X	X	X	X	X	X
CivicPlus 302 S. 4 <sup>th</sup> Street Manhattan, KS 66502	X	X	X	X	X	X	X
Cassie Design 449 Gloria Lane Oswego, IL 60543	X	X	X	X	X	X	X
Svanaco Inc. dba Americaneagle.com 2600 S. River Road Des Plaines, IL 60018	X	X	X	X	X	X	X

Proposal Opening Attendees:

Maria Calamia, Kane County Purchasing  
Tim Keovongsak, Kane County Purchasing



## ATTACHMENT A



Cassie Design  
449 Gloria Lane, Oswego IL 60543  
630-880-1769  
cassiedg.com  
csmith@cassiedg.com

### CONTRACTOR DISLCOSURE

As of May 31, 2018, Cassie Design, to the best of our knowledge the Owners, Officers or Executives have not made any political campaign contributions to any Kane County Elected Official countywide in the last 12 month period.

*Cassandra Smith* \_\_\_\_\_

Officer

Title *owner*

*6/6/18*

Date

Subscribed and Sworn this *6* day of *June*, 2018

*Monica Rathman* \_\_\_\_\_

Notary Public



## ATTACHMENT AA



Cassie Design  
449 Gloria Lane, Oswego IL 60543  
630-880-1769  
cassiedg.com  
csmith@cassiedg.com

### CONTRACTOR DISLCOSURE

In connection with the RFP 29-018 Web Design Services, Cassie Design (Cassandra Smith) offers the following responses with regard to Section C of the RFP

C.02.1 Cassie Design and owner Cassandra Smith, to the best of our knowledge, have made NO campaign contributions to any current officer or county wide elected officer whose office the cotntract to be awarded will benefit.

C.02.2 Name: Cassandra Smith

Address: 449 Gloria Lane, Oswego, IL 60543

Phone: 630-880-1769

Email: csmith@cassiedg.com

Precentage of Ownership Interest: 100%

C.02.3 Cassie Design has employed NO lobbyists, agents, etc. with respect to this procurement. The only person from Cassie Design having contact with the County regarding the procurement is Cassandra Smith, owner of Cassie Design. Precentage of Ownership Interest: 100%

C.02.4 Cassie Design and owner Cassandra Smith, has withheld NO disclosures as to the economic neither interests in the undertaking nor reserved any information, data or plan as to the intended use or purpose for which it seeks County Board or other county agency action.

Sincerely,

Cassandra Smith  
Owner and Marketing Consultant  
630-880-1769  
csmith@cassiedg.com

Subscribed and Sworn before me this 6<sup>th</sup> day of June, 2018

Notary Public




Digital Authority  
222 W Merchandise Mart Plaza #1212, Chicago, IL 60654

## Contractor Disclosure

As of May 18th, 2018, Content Hackers LLC (d.b.a Digital Authority Partners), to the best of our knowledge the owners, officers or executives have not made any political campaign contributions to any Kane County elected official countywide in the last 12 month period.


Below is a list of shareholders or owners with at least 5% holdings in Content Hackers, LLC. (d.b.a Digital Authority Partners):

Mr. Codrin Arsene  
1042 W Byron Unit #2W  
Chicago, IL 60613

  
Officer  
CEO

6/13/2018  
Date

Subscribed and Sworn this 3<sup>rd</sup> day of June, 2018

  
Notary Public



**County of Kane  
PURCHASING DEPARTMENT  
KANE COUNTY GOVERNMENT CENTER**

719 S. Batavia Avenue, Bldg. A  
Geneva, Illinois 60134

Telephone: (630) 232-5929  
Fax: (630) 208-5107



July 3, 2018

**PROCUREMENT SYNOPSIS**

Requesting Department: Information Technology Department  
Procurement Name: RFP 29-018 Web Design Services  
Recommended Vendors: Cassie Design and Digital Authority Partners

**NOTIFICATION AND RESPONSE**

Public Notices: Kane County Web Site and The Daily Herald

Advertising Date:	May 21, 2018	Notices sent/Plan Holders: 49/34
Proposal Due Date:	June 7, 2018	Proposals Received: 4

**PURPOSE**

The County of Kane accepted proposals from qualified and experienced vendors or professionals to consult for analysis, development, and maintenance of Website Integration for all County departments, Elected Officials sites, and Citizen Communication Mobile Application to enhance communication between Kane County and its residents.

**RFP SCORING**

Proposer	Key Resources Specifications Results	Respondent Profile and Executive Summary	Pricing Fully-Burdened Hourly Rate Schedule	TOTAL SCORE
Digital Authority Partners 222 W. Merchandise Mart Plaza, #1212 Chicago, IL 60654	28.33/35	25.33/30	21.67/35	75.33/100
Cassie Design 449 Gloria Lane Oswego, IL 60543	21.33/35	20.67/30	30.33/35	72.33/100
Swanaco Inc., dba Americaneagle.com 2600 S. River Road Des Plaines, IL 60018	28.33/35	25/30	15/35	68.33/100
CivicPlus 302 S. 4 <sup>th</sup> Street Manhattan, KS 66502	28.33/35	25/30	6/35	59.33/100

Staff recommends awarding this contract to both Digital Authority Partners and Cassie Design to provide Web Design Services for a not to exceed amount of \$60,000 per year, pending approval by the Information Technology Department.

Submitted By:

*Theresa Dobersztyn*

Theresa Dobersztyn, C.P.M., CPPB  
Director of Purchasing



## RESOLUTION/ORDINANCE EXECUTIVE SUMMARY

### Resolution No.

Approving Second Amendment to Intergovernmental Agreement Between the Forest Preserve District of Kane County and the County of Kane to Fund Improvements at Settler's Hill Golf Course and Amending Kane County Financial Policies

**Committee Flow:** County Development Committee, Finance and Budget Committee, Executive Committee, County Board

**Contact:** Ken Anderson Jr., 630.208.3179

### Budget Information:

Was this item budgeted? No	Appropriation Amount:\$4,300,000.00
If not budgeted, explain funding source: This request was not budgeted for FY 2018, but has been included in the FY 2019 budget. The County's Enterprise Surcharge Fund 650 and Enterprise General Fund 651 funds will be utilized to pay for the proposed Settler's Hill Golf Course improvements.	

### Summary:

The Forest Preserve District of Kane County (District) is requesting this second amendment to the intergovernmental agreement between the District and County of Kane (County) to fund various improvements at Settler's Hill Golf Course. These improvements include the following: driving range, practice range, north nine holes, south nine holes and youth links facility. The District desires to bid the project out all as one to reduce the total cost of the improvements. The total amount requested for the second amendment is \$4,300,000.00. The County's Enterprise Surcharge Fund 650 and Enterprise General Fund 651 funds are available for said use. In addition a amendment to the Kane County Financial Policies will need to be approved to eliminate the required minimum balance for the Enterprise General Fund 651.

STATE OF ILLINOIS

COUNTY OF KANE

RESOLUTION NO.

**APPROVING SECOND AMENDMENT TO INTERGOVERNMENTAL AGREEMENT  
BETWEEN THE FOREST PRESERVE DISTRICT OF KANE COUNTY AND THE COUNTY OF  
KANE TO FUND IMPROVEMENTS AT SETTLER'S HILL GOLF COURSE AND AMENDING  
KANE COUNTY FINANCIAL POLICIES**

WHEREAS, the Forest Preserve District of Kane County ("District"), and the County of Kane ("County") entered into an Intergovernmental Agreement Resolution #14-233 on August 12, 2014, and a First Amendment Resolution #15-128 on May 12, 2015; and

WHEREAS, the District owns and licenses certain property on Fabyan Parkway, Geneva, Illinois known as Settler's Hill Golf Course, which is also the location of the closed Midway Landfill and Settler's Hill (collectively, the "Landfill Sites"); and

WHEREAS, the County holds certain funds intended to be used for improvements at the Landfill Sites under the "Landfill Fund"; and

WHEREAS, the District and County are authorized to enter into the Agreement by Article VII, Section 10 of the Illinois Constitution of 1970, and the Illinois Intergovernmental Cooperation Act, 5 ILCS 200/1 et seq., provisions of the County Code, and the Downstate Forest Preserve Act; and

WHEREAS, the District desires to make improvements to the golf course at the Landfill sites utilizing the funds from the Landfill Fund, which were approved by the County in the Original IGA; and

WHEREAS, the District is requesting approval of the disbursement for all remaining phases and County approval for the disbursement of same in the amount of \$4,300,000 for improvements to the golf course at the Landfill Sites; and

WHEREAS, the Kane County Division of Environmental and Water Resources has submitted the requested expenditure amount within the FY 2019 budget to be able to disburse said funds from the Enterprise Surcharge and Enterprise General Funds; and

WHEREAS, the District desires to make improvements to the golf course at the Landfill Sites utilizing the funds from the Landfill Fund, which were approved by the County in the Original IGA; and

WHEREAS, the County intends to allow the Enterprise General Fund Balance to be fully expended to fund the various improvements to the golf course at the Landfill Sites; and

NOW, THEREFORE, BE IT RESOLVED that the Chairman of the County Board is hereby authorized to execute and deliver on the behalf of the County, the Second Amendment to the Original IGA, which is on file with the County Clerk.

BE IT FURTHER RESOLVED by the Kane County Board that the source of said contribution shall be the County's Enterprise General Fund 651 and Enterprise Surcharge Fund 650 and is anticipated within the County's 2019 Budget; and

BE IT FURTHER RESOLVED by the Kane County Board that section 2a of the County's Financial Policies regarding reserves be amended as follows: "It shall be the intent of the County to set objectives for the Corporate and Enterprise Surcharge with regard to reserve policies. The County shall set reserves at a minimum of 3 months operating expenditures in the Corporate Fund. The Enterprise Surcharge Fund will have a minimum fund balance of Three Million Dollars (\$3,000,000) each year.

Line Item	Line Item Description	Was Personnel/Item/Service approved in original budget or a subsequent budget revision?	Are funds currently available for this Personnel/Item/Service in the specific line item?	If funds are not currently available in the specified line item, where are the funds available?
651.670.671.50150 & 650.670.670.50150		No, but are budgeted for FY 2019	Yes	

Passed by the Kane County Board on August 14, 2018.

---

John A. Cunningham  
 Clerk, County Board  
 Kane County, Illinois

---

Christopher J. Lauzen  
 Chairman, County Board  
 Kane County, Illinois

Vote:

18-08 Settlers Hill 2nd

**SECOND AMENDMENT TO INTERGOVERNMENTAL AGREEMENT TO  
FUND IMPROVEMENTS AT SETTLER'S HILL GOLF COURSE**

This Second Amendment is made this 14th day of August, 2018 to that certain Intergovernmental Agreement made August 12, 2014 and First Amendment made 2016 by and between THE COUNTY OF KANE DEPARTMENT OF ENVIRONMENTAL MANAGEMENT (“COUNTY”) and the FOREST PRESERVE DISTRICT OF KANE COUNTY (“DISTRICT”).The Intergovernmental Agreement made August 12, 2014 is referred to herein as the “Original IGA”, the First Amendment made 2016 is referred to herein as the “First Amendment”, and both documents together are referred to herein as the “Agreements”.

**WITNESSETH:**

**WHEREAS**, the DISTRICT owns and licenses certain property on Fabyan Parkway, Geneva, Illinois known as Settler’s Hill Golf Course, which is also the location of the closed Midway Landfill and Settler’s Hill Landfill (collectively, the “Landfill Sites”); and,

**WHEREAS**, the COUNTY holds certain funds intended to be used for improvements at the Landfill Sites under the “Landfill Fund”; and,

**WHEREAS**, the DISTRICT and COUNTY are authorized to enter into these Agreements by Article VII, Section 10 of the Illinois Constitution of 1970, and the Illinois Intergovernmental Cooperation Act, 5 ILCS 200/1 et seq., provisions of the County Code, and the Downstate Forest Preserve Act; and,



WHEREAS, the DISTRICT desires to make improvements to the golf course at the Landfill Sites utilizing funds from the Landfill Fund, which were approved by the COUNTY in the Original IGA for which disbursements under Phase 1a were made and the First Amendment for which disbursements under Phase 1b were made.

WHEREAS, the DISTRICT is requesting approval of the disbursement for the remaining improvements for bidding the project and COUNTY approves the disbursement of same in the amount of Four Million, Three Hundred Thousand Dollars (\$4,300,000.00).

NOW, THEREFORE, in consideration of the premises and the terms hereof, the parties agree as follows:

1. **Recitals**: The foregoing recitals are incorporated by reference.
2. **Fund Distribution to the District**. This Agreement sets forth the specific approval of the disbursement by the COUNTY to the DISTRICT for remaining improvements as contemplated in the award under the Original IGA, but in the express amount of Four Million, Three Hundred Thousand Dollars (\$4,300,000.00) as estimated by the golf course architect. County hereby directs the sum of Four Million, Three Hundred Thousand Dollars (\$4,300,000.00) to be distributed by the Kane County Treasurer to the District for the purpose of assisting in the financing of the Golf Course Improvements contemplated in the construction plans heretofore approved. Such distribution shall be made forthwith, without further application by the District to the County.

In all other respects, the Original IGA, except as expressly modified hereby, shall continue in full force and effect between the parties.

COUNTY OF KANE,

FOREST PRESERVE DISTRICT  
OF KANE  
COUNTY

By: \_\_\_\_\_  
Christopher J. Lauzen, Chairman

By: \_\_\_\_\_  
Michael Kenyon, President

ATTEST:

ATTEST:

\_\_\_\_\_  
John Cunningham, County Clerk

\_\_\_\_\_  
Phillip Lewis, Secretary





## Mission:

Improve Settler's Hill Golf Course to be more economically viable, environmentally sustainable, operationally efficient and recreationally purposeful.

## Goals:

### Improve the economic viability of the golf course

- Expand the target market
- Improve Playability & Enjoyment
- Improve and Update the Infrastructure
- Create a more User friendly [pre-golf and post-golf] product
- Improve or expand Interior and exterior Views of the property
- Improve Banquet and food service opportunities

### Improve Landscape Function and expand natural habitat

- Locate areas to expand natural habitat
- Devise sustainable maintenance practices
- Better integrate natural areas and natural resources into the golf experience
- Generate Educational Opportunities

### Improve the recreational opportunities at Settlers Hill Golf Course

- Attract a wider target market
- Introduce a Junior course
- Introduce a full Golfer Practice range
- Expand Clubhouse Use Opportunities
- Expand Educational Opportunities on the golf course and in the clubhouse areas

# Master Improvement Plan

Settler's Hill Golf Course  
 Forest Preserve District of Kane County  
 Geneva, Illinois

9.11.17  
 GEM



Martin Design Partnership, LLC  
 Golf Course Architecture  
 336 N. River Street Suite 201  
 Batavia, Illinois 60010  
 t. (630) 462-2532  
 e. info@mdpl.com  
 www.mdpl.com



**SETTLER'S HILL GOLF COURSE - Geneva, IL**  
**Cost Estimate/Budget Review**  
 Revised May 11, 2018

Item #	Description	Quantity	Unit	Unit Price	Total	Notes
1	<b>MOBILIZATOIN</b>	1	LS	\$ 63,500.00	\$ 63,500.00	Schedule assumes 9/2019 start, 9/2020 Finish
2	<b>SITE PREPARATION AND GENERAL CONDITIONS</b>					
	Construction Entrance	1	EA	\$ 5,000.00	\$ 5,000.00	
	Layout and Staking	1	LS	\$ 45,000.00	\$ 45,000.00	Layout and GPS of Features
3	<b>EROSION CONTROL</b>					
	Standard 36" Silt Fence - Allowance	4,000	LF	\$ 5.25	\$ 21,000.00	
	24" Inlet Protection	43	EA	\$ 250.00	\$ 10,750.00	
	18" Inlet Protection	1	EA	\$ 240.00	\$ 240.00	
	12" Inlet Protection	11	EA	\$ 230.00	\$ 2,530.00	
4	<b>CLEARING AND REMOVALS</b>					
	Cart Path Removal and Disposal - On Site	178,015	SF	\$ 0.50	\$ 89,008.00	Disposal of Asphalt - On Site
	Turf Removal and Disposal - On Site	31.33	AC	\$ 2,000.00	\$ 62,660.00	
	Culvert Removal - Hole #8	1	EA	\$ 5,000.00	\$ 5,000.00	Removal of Rock and Debris - On Site
	Culvert Removal - Hole #3	0	EA	\$ -	\$ -	Removed from Scope of Work
	Bridge Removal	4	EA	\$ 5,000.00	\$ 20,000.00	Disposal on-site
	Clearing and Grubbing - Hole #6	2.25	AC	\$ 4,900.00	\$ 11,025.00	Disposal on-site
	Select Clearing	2.50	AC	\$ 6,000.00	\$ 15,000.00	Disposal on-site
5	<b>EARTHWORK AND SPILLWAY</b>					
	Topsoil - 6" Depth	28,000	CY	\$ 6.50	\$ 182,000.00	6" Depth Assumed to be Available On-Site
	Dewater Pond	1	LS	\$ 2,500.00	\$ 2,500.00	
	Organic Material Removal from Lake	3,000	CY	\$ 8.00	\$ 24,000.00	
	Imported Fill	40,000	CY	\$ 3.00	\$ 120,000.00	40,000 cy to be Delivered to Site by Owner - 1,000 cy / day
	Lake Expansion	0	CY	\$ -	\$ -	Removed from Scope of Work
	Cut to Fill Golf Course Excavation	5,000	CY	\$ 5.00	\$ 25,000.00	
	Spillway Hole #10	0	ALLOW	\$ -	\$ -	Removed from Scope of Work
6	<b>FEATURE GRADING AND SHAPING</b>					
	General Shaping	1	LS	\$ 245,000.00	\$ 245,000.00	Existing Tees to be Leveled ONLY with the Exception of New Tees
7	<b>GOLF COURSE DRAINAGE</b>					
	24" Drain Inlet	43	EA	\$ 800.00	\$ 34,400.00	24" Steel Grate
	18" Drain Inlet	1	EA	\$ 765.00	\$ 765.00	18" Steel Grate
	12" Drain Inlet	11	EA	\$ 410.00	\$ 4,510.00	12" Steel Grate
	8" Drain Inlet	2	EA	\$ 250.00	\$ 500.00	8" Steel Grate
	36" Flared End Section	2	EA	\$ 2,000.00	\$ 4,000.00	
	12" Flared End Section	2	EA	\$ 1,125.00	\$ 2,250.00	
	36" Solid HDPE Pipe	330	LF	\$ 81.00	\$ 26,730.00	
	18" Solid HDPE Pipe	505	LF	\$ 36.00	\$ 18,180.00	
	12" Solid HDPE Pipe	3,705	LF	\$ 26.00	\$ 96,330.00	
	10" Solid HDPE Pipe	260	LF	\$ 23.50	\$ 6,110.00	
	8" Solid HDPE Pipe	1,605	LF	\$ 21.00	\$ 33,705.00	
	6" Solid HDPE Pipe	310	LF	\$ 16.50	\$ 5,115.00	
	4" Solid HDPE Pipe	3,505	LF	\$ 13.00	\$ 45,565.00	
	4" Perforated HDPE Pipe	390	LF	\$ 17.00	\$ 6,630.00	
8	<b>TIMBER WALLS</b>					
	Timber Sea Walls	3,000	SF	\$ 25.00	\$ 75,000.00	
9	<b>FEATURE CONSTRUCTION</b>					
	New Tee Construction	21,510	SF	\$ 1.55	\$ 33,341.00	4" of 7:2:1 on Tees
	Resurfaced Tee Construction	80,000	SF	\$ 1.25	\$ 100,000.00	Removed from Scope of Work
	Youth Links Greens	14,050	SF	\$ 1.55	\$ 21,778.00	4" of 7:2:1 on Greens
	Practice Range Tee	21,000	SF	\$ 2.23	\$ 46,830.00	4" of 7:2:1 on Tee and Drainage
	Bunker Construction	43,595	SF	\$ 5.32	\$ 231,925.00	6" Pioneer Bunker Sand
	New CALIFORNIA Green Construction	36,210	SF	\$ 4.85	\$ 175,619.00	12" of Mix over Drainage

**SETTLER'S HILL GOLF COURSE - Geneva, IL**  
**Cost Estimate/Budget Review**  
 Revised May 11, 2018

Item #	Description	Quantity	Unit	Unit Price	Total	Notes
	Existing Greens Re-Float	76,265	SF	\$ 1.57	\$ 119,736.00	2" of 7:2:1 on Greens w/200' of 2" Pipe Drainage
<b>10</b>	<b>GRASSING</b>					
	Preparation for Seed	1	LS	\$ 200,827.00	\$ 200,827.00	Prep ONLY of Graded Areas
	Greens - A1/A4 Bentgrass	112,475	SF	\$ 0.10	\$ 11,248.00	Fertility by Owner
	Tees - A1/A4 Bentgrass	128,510	SF	\$ 0.10	\$ 12,851.00	Fertility by Owner
	Fairways - HGT Bluegrass (Graded)	11	AC	\$ 1,280.00	\$ 14,080.00	Fertility by Owner
	Fairways - HGT Bluegrass (Un-Graded)	20	AC	\$ 1,788.00	\$ 35,760.00	Fertility by Owner
	Roughs - Bluegrass/Rye Blend Seeding (Graded)	11.5	AC	\$ 1,050.00	\$ 12,075.00	Fertility by Owner
	Roughs - Bluegrass/Rye Blend Seeding (Un-Graded)	0	AC	\$ -	\$ -	Removed from Scope of Work
	Futerra Erosion Control	40,000	SY	\$ 2.15	\$ 86,000.00	
	Sod - Bluegrass Sod	20,000	SY	\$ 5.90	\$ 118,000.00	Fertility by Owner
	Restoration - Bluegrass/Rye Seed and Blanket	20,000	SY	\$ 3.20	\$ 64,000.00	Fertility by Owner
<b>11</b>	<b>CIRCULATION</b>					
	New Path - 4" Gravel Base and 2" Finish Asphalt	205,720	SF	\$ 3.35	\$ 689,162.00	
	New Bridges	0	EA	\$ 57,352.00	\$ -	By Owner
	All Weather Tee Station - 4" Base and 4" Concrete	2,200	SF	\$ 10.00	\$ 22,000.00	
<b>12</b>	<b>IRRIGATION</b>					
	Heads, Piping, Controls, etc	1	LS	\$ 1,440,000.00	\$ 1,440,000.00	Based on EC Design Plan dated 2/19/2018 - Reduced the Number of Sprinkler Heads
	Pump System	1	LS	\$ 150,000.00	\$ 150,000.00	
	Wet Well and Intake Structures	1	LS	\$ 32,100.00	\$ 32,100.00	
						BY OWNER
	<b>SUB- TOTAL GOLF COURSE CONSTRUCTION</b>				<b>\$ 4,926,335.00</b>	
<b>13</b>	<b>BOND - 1%</b>	1	LS	\$ 49,935.00	\$ 49,935.00	
	<b>TOTAL GOLF COURSE CONSTRUCTION</b>				<b>\$ 4,976,270.00</b>	



## RESOLUTION/ORDINANCE EXECUTIVE SUMMARY

### Resolution No.

Approving of Personnel Hiring and Replacement, Kane County Division of Transportation - Planning & Programming (1)

**Committee Flow:** Transportation Committee, Finance and Budget Committee, Executive Committee, County Board

**Contact:** Tom Rickert, (630) 406-7305

### Budget Information:

Was this item budgeted? Yes	Appropriation Amount: \$52,000
If not budgeted, explain funding source: N/A	

### Summary:

In accordance with County Board Resolution #17-202, Kane County Division of Transportation (KDOT) is seeking County Board approval to hire one (1) regional planning liaison. This position assists the County and the Kane Kendall Council of Mayors with planning and programming projects to ensure the safety of the motoring public and the efficient movement of traffic.

STATE OF ILLINOIS

COUNTY OF KANE

RESOLUTION NO.

**APPROVING OF PERSONNEL HIRING AND REPLACEMENT, KANE COUNTY DIVISION OF TRANSPORTATION - PLANNING & PROGRAMMING (1)**

WHEREAS, Kane County Division of Transportation is responsible for maintaining approximately 710 lane miles of Kane County Highway right of way; and

WHEREAS, Kane County has adopted by Resolution 17-202, instituting a moratorium on the hiring or replacement of County personnel, which resolution requires that no personnel shall be hired unless specifically approved by the County Board; and

WHEREAS, the Division of Transportation requires employees with transportation planning related experience and associated expertise to fill an existing planning & programming liaison personnel vacancy in order to plan and program future transportation facilities and infrastructure to facilitate the efficient movement of traffic through the County Highway system and provide for the safety of the public; and

WHEREAS, the County Board believes it to be fiscally responsible and in the best interest of the County to hire qualified individual to fill existing planning personnel vacancy in the Kane County Division of Transportation.

NOW, THEREFORE, BE IT RESOLVED by the Kane County Board that the Kane County Division of Transportation is hereby authorized to hire and fill one (1) existing vacant planning position in its Planning & Programming Department.

Line Item	Line Item Description	Was personnel/item/service approved in original budget or a subsequent budget revision?	Are funds currently available for this personnel/item/service in the specific line item?	If funds are not currently available in the specified line item, where are the funds available?
300.520.520.40000	Salaries & Wages	Yes	Yes	

Passed by the Kane County Board on August 14, 2018.

\_\_\_\_\_  
John A. Cunningham  
Clerk, County Board  
Kane County, Illinois

\_\_\_\_\_  
Christopher J. Lauzen  
Chairman, County Board  
Kane County, Illinois

Vote:

18-08 KDOThiring



## RESOLUTION/ORDINANCE EXECUTIVE SUMMARY

### Resolution No.

Authorizing Personnel Replacement and Amending Position  
Classification, Office Manager

**Committee Flow:** Judicial/Public Safety Committee, Finance and Budget  
Committee, Executive Committee, County Board

**Contact:** Don Kramer, 630.208.2000

### Budget Information:

Was this item budgeted? Yes	Appropriation Amount: \$65,000 to \$75,000
If not budgeted, explain funding source:	

### Summary:

In accordance with County Board Resolution 17-202, adopted on July 11, 2017, the Kane County Sheriff's Office is requesting consideration for a Position Classification and Salary Plan by adopting the Job Description and Salary Schedule/Range for an Office Manager. The position is vital for the continued operation of the Sheriff's Records Division.



STATE OF ILLINOIS

COUNTY OF KANE

RESOLUTION NO.

**AUTHORIZING PERSONNEL REPLACEMENT AND AMENDING POSITION CLASSIFICATION, OFFICE MANAGER**

WHEREAS, Kane County has adopted Resolution 17-202, on July 11, 2017, instituting a moratorium on hiring and replacement of County personnel, which requires that no non-grant funded personnel shall be hired unless specially approved by the Board; and

WHEREAS, the Kane County Sheriff's Office Records Division is responsible for ensuring public safety by maintaining and cataloging all of the Sheriff's Office documents; and

WHEREAS, the County of Kane requires that members of Board adopt new position classifications when additional duties and responsibilities are being added; and

WHEREAS, the Position Classification and Salary Plan must be adopted in order to implement and clarify the human resources' position control classification with the execution of the Sheriff's Office FY2019 Budget; and

WHEREAS, the Sheriff's Office requests that the County Board allow an exception to the hiring moratorium, as the continuance of a shortage in this position will have a negative operational impact on the Sheriff's Office ability to carry out its mission in accordance with State Mandated functions.

NOW, THEREFORE, BE IT RESOLVED by the Kane County Board and the Chairman thereof, allow the Sheriff's Office to hire a replacement to fill a current open position, as well as reclassify the position and the salary plan of office manager.

Line Item	Line Item Description	Was Personnel/Item/Service approved in original budget or a subsequent budget revision?	Are funds currently available for this Personnel/Item/Service in the specific line item?	If funds are not currently available in the specified line item, where are the funds available?

Passed by the Kane County Board on August 14, 2018.

\_\_\_\_\_  
John A. Cunningham  
Clerk, County Board  
Kane County, Illinois

\_\_\_\_\_  
Christopher J. Lauzen  
Chairman, County Board  
Kane County, Illinois

Vote:

17-08 SHF Off Mngr



## RESOLUTION/ORDINANCE EXECUTIVE SUMMARY

### Resolution No.

Authorization Exception to the County Financial Policies Regarding Personnel Hiring and Replacement

**Committee Flow:** Public Health Committee, Finance and Budget Committee, Executive Committee, County Board

**Contact:** Barbara Jeffers, 630.444.3124

### Budget Information:

Was this item budgeted? Yes	Appropriation Amount: \$33,734 and \$37,968
If not budgeted, explain funding source:	

### Summary:

The Community Health Specialist II: Environmental Health Practitioner position is responsible for protecting the residents of Kane County from diseases and environmental exposures.

Responsibilities include:

- Food-borne illness investigations and inspections to stop the spread of illness
- Investigations of non-food-borne resident complaints to improve health and food safety practices that prevent disease
- Inspections of the current 2,267 restaurants and other food establishments in Kane County
- Assisting restaurants and other food establishments to create safe and healthy plans for opening or changing their establishments in compliance with all Kane County and Illinois local food codes
- Assisting restaurants in creating plans for safe, healthy processes for preparing food in compliance with all Kane County and Illinois local food codes
- Well and Septic plan reviews and inspections
- Tanning inspections
- Property maintenance and open burning investigations
- Enforcement of violations and education to assist establishments and contractors to comply
- Training for vendors, contractors, and food establishments

The Executive Director of the Kane County Health Department is requesting an exception to the hiring moratorium as the continuance of vacancies in this position will have a negative operational impact on the Departments ability to successfully manage operations and carry out its mission.

STATE OF ILLINOIS

COUNTY OF KANE

RESOLUTION NO.

**AUTHORIZATION EXCEPTION TO THE COUNTY FINANCIAL POLICIES REGARDING PERSONNEL HIRING AND REPLACEMENT**

WHEREAS, on July 11, 2017 the Kane County Board had deemed it necessary to adopt by Resolution a moratorium on the hiring of new County personnel and the replacement of existing or future personnel vacancies unless grant-funded; and

WHEREAS, the Kane County Health Department requires hiring of a Community Health Specialist II: Environmental Health Practitioners in order to provide required public health inspections and environmental investigations and services; and

WHEREAS, current staffing levels for management of the Department's Environmental Health staff have fallen below those approved due to the resignation of a Community Health Specialist II: Environmental Health Practitioner; and

WHEREAS, the non-exempt Community Health Specialist II: Environmental Health Practitioner position with a salary range of \$33,734 through \$37,968, has been included in the FY 18 budget and therefore passage of this resolution does not require a budget amendment for fiscal year 2018; and

WHEREAS, the Executive Director of the Kane County Health Department is requesting the Kane County Board allow an exception to the hiring moratorium, as the continuance of a shortage of staff will have a negative operational impact on the Department's ability to carry out its mission.

NOW, THEREFORE, BE IT RESOLVED by the Kane County Board that the Chairman thereof allow the Kane County Health Department to hire a replacement to fill a vacant Community Health Specialist II: Environmental Health Practitioner position within the Department.

Line Item	Line Item Description	Was Personnel/Item/Service approved in original budget or a subsequent budget revision?	Are funds currently available for this Personnel/Item/Service in the specific line item?	If funds are not currently available in the specified line item, where are the funds available?
350.580.630.40000	Salaries & Wages	Yes	Yes	Yes

Passed by the Kane County Board on August 14, 2018.

\_\_\_\_\_  
John A. Cunningham  
Clerk, County Board  
Kane County, Illinois

\_\_\_\_\_  
Christopher J. Lauzen  
Chairman, County Board  
Kane County, Illinois

Vote:

18-08 Staff Replacement



## RESOLUTION/ORDINANCE EXECUTIVE SUMMARY

### Resolution No.

Authorizing Personnel Replacement Hiring for Vacant Positions for Information Technologies Department

**Committee Flow:** Administration Committee, Finance and Budget Committee, Executive Committee, County Board

**Contact:** Barbara Garza, 630.208.3834

### Budget Information:

Was this item budgeted? Yes	Appropriation Amount: \$90,000
If not budgeted, explain funding source:	

### Summary:

The Information Technologies Department budgeted funds in 2018 for positions that are currently vacant. These positions are for a Web Developer I and a Desktop Support Analyst I. Filling of these positions requires approval by the County Board per Resolution 17-202

STATE OF ILLINOIS

COUNTY OF KANE

RESOLUTION NO.

**AUTHORIZING PERSONNEL REPLACEMENT HIRING FOR VACANT POSITIONS FOR  
INFORMATION TECHNOLOGIES DEPARTMENT**

WHEREAS, Kane County adopted Resolution 17-202 on July 11, 2017 instituting a moratorium on the hiring and replacement of County personnel, which resolution requires that no non-grant funded personnel shall be hired unless approved by the Kane County Board; and

WHEREAS, the Information Technologies Department meets the technology needs of all Kane County offices and departments; and

WHEREAS, the vacant positions for a Web Developer I and a Desktop Support Analyst I are an essential part of the overall function of the Information Technologies Department and were budgeted for in FY2018.

NOW, THEREFORE, BE IT RESOLVED by the Kane County Board that the Information Technologies Department is hereby authorized to fill the vacant position for a Web Developer I and a vacant position for a Desktop Support Analyst I that were budgeted for in 2018.

Passed by the Kane County Board on August 14, 2018.

---

John A. Cunningham  
Clerk, County Board  
Kane County, Illinois

---

Christopher J. Lauzen  
Chairman, County Board  
Kane County, Illinois

Vote:

18-08 ITD Vacant Positions



## RESOLUTION/ORDINANCE EXECUTIVE SUMMARY

### Resolution No.

Affirming Guidelines for Balancing the 2019 Fiscal Year Budget

**Committee Flow:** Finance and Budget Committee, Executive Committee, County Board

**Contact:** Joseph Onzick, 630.208.5113

### Budget Information:

Was this item budgeted? N/A	Appropriation Amount: N/A
If not budgeted, explain funding source:	

### Summary:

This resolution affirms guidelines to balance the FY2019 budget so as to ensure the timely and efficient completion of a structurally balanced budget.

STATE OF ILLINOIS

COUNTY OF KANE

RESOLUTION NO.

**AFFIRMING GUIDELINES FOR BALANCING THE 2019 FISCAL YEAR BUDGET**

WHEREAS, it is the responsibility the Kane County Board to craft a structurally balanced budget for Fiscal Year 2019 by the statutory deadline.

NOW, THEREFORE, BE IT RESOLVED by the Kane County Board that following guidelines as recommended by the Finance and Budget Committee be officially adopted so as to ensure the timely and efficient completion of a structurally balanced budget for Fiscal Year 2019:

- Proposals from County Board members regarding revisions to the budgets that were presented at the Committee of the Whole shall be submitted in written form to the Finance Director ([finance@co.kane.il.us](mailto:finance@co.kane.il.us) <<mailto:finance@co.kane.il.us>>) according to the following schedule:
  - o By end of day July 10th for budgets presented at the June 26<sup>th</sup> COW meeting;
  - o By end of day July 31st for budgets presented at the July 24<sup>th</sup> COW meeting;
  - o By end of day September 5th for budgets presented at the August 28<sup>th</sup> COW meeting.
  - o General proposals for balancing the budget may be submitted by any of the above due dates in order to be presented at the following COW meeting.
- Each proposal shall:
  - o indicate the assumptions on which it is based;
  - o show how the amounts are calculated;
  - o lead to a structurally balanced budget where recurring revenues are matched with recurring expenditures and non-recurring revenues are matched with non-recurring expenditures;
  - o be specific enough to be translated into general ledger account numbers and amounts in order to be incorporated into the budget; and
  - o be sustainable. In other words, if the proposal utilizes a reserve as a temporary source of funding, the proposal must indicate what source of funding will be used after the reserve is depleted in order to sustain the increase going forward at least 5 years.
- Each proposal shall be logged, its viability researched, and an appropriate response formulated by the Director of Finance, Chairman of the Finance Committee and the Chairman of the Board. The response shall be presented to the County Board at the next Committee of the Whole meeting following the due date.
- The County Board shall determine whether each proposal as presented or amended should be incorporated into the budget.

- If any form of property tax or fee increase is proposed, each type of property tax increase and/or fee increase shall be presented in the form of a resolution and there shall be a separate roll call vote for each such resolution before the property tax increase and/or fee increase shall be incorporated into the budget. Specifically, there shall be a separate roll call vote for each of the following types of increases:
  - o Property tax increase for new construction,
  - o Property tax increase limited by CPI, and
  - o Fee increase for a specific group of fees, office or department.
- The budget shall be finalized by the September Committee of the Whole in order to be approved for public display at the October County Board meeting. Additional meetings of the Committee of the Whole may need to be scheduled in order to accomplish this.
- Elected Officials and Department Heads shall be expected to fine-tune their budgets as new information becomes available regarding forecasted revenue and expenses and to communicate those changes to the finance department ([finance@co.kane.il.us](mailto:finance@co.kane.il.us) <<mailto:finance@co.kane.il.us>>) as soon as possible.

Passed by the Kane County Board on August 14, 2018.

---

John A. Cunningham  
Clerk, County Board  
Kane County, Illinois

---

Christopher J. Lauzen  
Chairman, County Board  
Kane County, Illinois

Vote:

Budget Balancing Guidelines





## RESOLUTION/ORDINANCE EXECUTIVE SUMMARY

### Resolution No.

Approving June 2018 Payment of Claims

**Committee Flow:** Finance and Budget Committee, Executive Committee, County Board

**Contact:** Terry Hunt, 630.232.5918

### Budget Information:

Was this item budgeted?	Appropriation Amount:
If not budgeted, explain funding source:	

### Summary:

According to the Kane County Code Section 2-193 Expenditure of Funds for Settlement of Claims B. Monthly Reports On Claims: The county auditor shall file a monthly report of all claims paid in the prior month to the chairman and all other members of the county board. For each claim paid, the monthly report shall identify the claimant, the nature of the claim and the official or department, if any, against which the claim was made, the fund from which the payment was made, the amount of the payment and the date the check was issued.

Similarly according to the Kane County Financial Policies 8. Disbursement Policies b): A report shall be run monthly by the Auditor of all claims paid. Said report shall be available to all members of the County Board in the office of the County Board Chairman. For each claim paid, the report shall identify the creditor, the department or official which purchased the product or service, the fund from which the payment was made, the amount of the payment and the date the check was issued.

The accompanying Report of Claims Paid is submitted to comply with those requirements, and to document that the County Board has approved the payment of those claims.

STATE OF ILLINOIS

COUNTY OF KANE

RESOLUTION NO.

**APPROVING JUNE 2018 PAYMENT OF CLAIMS**

WHEREAS, according to the Kane County Code Section 2-193 Expenditure of Funds for Settlement of Claims B. Monthly Reports of Claims: The county auditor shall file a monthly report of all claims paid in the prior month to the chairman and all other members of the county board. For each claim paid, the monthly report shall identify the claimant, the nature of the claim and the official or department, if any, against which the claim was made, the fund from which the payment was made, the amount of the payment and the date the check was issued; and

WHEREAS, according to the Kane County Financial Policies 8. Disbursement Policies b): A report shall be run monthly by the Auditor of all claims paid. Said report shall be available to all members of the County Board in the office of the County Board Chairman. For each claim paid, the report shall identify the creditor, the department or official which purchased the product or service, the fund from which the payment was made, the amount of the payment and the date the check was issued; and

WHEREAS, the County Auditor has examined the attached Claims Paid Report for claims against Kane County totaling \$7,702,819.90; and

WHEREAS, the County Auditor has recommended the payment of all claims on the attached Claims Paid Report; and

WHEREAS, the claims on the attached Claims Paid Report have been paid; and

WHEREAS, the County Board finds all claims on the Claims Paid Report to be due and payable.

NOW, THEREFORE, BE IT RESOLVED by the Kane County Board that payment of the claims totaling Seven Million, Seven Hundred Two Thousand, Eight Hundred Nineteen Dollars and Ninety Cents (\$7,702,819.90) on the attached Claims Paid Report is approved.

Passed by the Kane County Board on August 14, 2018.

---

John A. Cunningham  
Clerk, County Board  
Kane County, Illinois

---

Christopher J. Lauzen  
Chairman, County Board  
Kane County, Illinois

Vote:

Claims - May

**CLAIMS PAID REPORT JUNE 2018 SUBMITTED FOR COUNTY BOARD APPROVAL**

CLAIMANT/CREDITOR	NATURE OF CLAIM	OFFICIAL/DEPARTMENT	FUND	AMOUNT PAID	DATE PAID
Illinois Department of Revenue	Accrued Liabilities		Recorder's Rental Surcharge	48,330.00	6/1/2018
Illinois Department of Revenue	Accrued Liabilities		State Real Estate Transfer Tax	305,874.00	6/1/2018
Kane County Juror Payable Clearing	Jurors- Circuit Court	Judiciary and Courts	General Fund	550.84	6/8/2018
Kane County Juror Payable Clearing	Jurors- Circuit Court	Judiciary and Courts	General Fund	4,861.26	6/8/2018
IMRF	Payroll Payable		Illinois Municipal Retirement	925,896.19	6/8/2018
Impact Networking, LLC	Repairs and Maint- Copiers	County Board	General Fund	18.13	6/11/2018
The Tree House Inc	Office Supplies	County Board	General Fund	879.60	6/11/2018
Genesis Technologies Inc.	Office Supplies	Finance	General Fund	67.13	6/11/2018
Ready Refresh by Nestle (Ice Mountain)	Office Supplies	Finance	General Fund	21.63	6/11/2018
Warehouse Direct Office Products	Office Supplies	Finance	General Fund	5.32	6/11/2018
Defin.Net Solutions Inc	Contractual/Consulting Services	Information Technologies	General Fund	5,000.00	6/11/2018
HIPP Temporary Staffing Inc	Contractual/Consulting Services	Information Technologies	General Fund	1,422.75	6/11/2018
HIPP Temporary Staffing Inc	Contractual/Consulting Services	Information Technologies	General Fund	1,563.63	6/11/2018
Gordon Flesch Company Inc	Repairs and Maint- Copiers	Information Technologies	General Fund	72.20	6/11/2018
Gordon Flesch Company Inc	Repairs and Maint- Copiers	Information Technologies	General Fund	16.52	6/11/2018
Blair Peters	Employee Mileage Expense	Information Technologies	General Fund	9.81	6/11/2018
Christopher R. Hemesath	Office Supplies	Information Technologies	General Fund	5.00	6/11/2018
Warehouse Direct Office Products	Office Supplies	Information Technologies	General Fund	110.75	6/11/2018
Genesis Technologies Inc.	Computer Related Supplies	Information Technologies	General Fund	101.25	6/11/2018
Impact Networking, LLC	Printing Supplies	Information Technologies	General Fund	3,252.71	6/11/2018
Warehouse Direct Office Products	Printing Supplies	Information Technologies	General Fund	85.20	6/11/2018
Waste Management of Illinois - West	Disposal and Water Softener Svcs	Building Management	General Fund	80.00	6/11/2018
Waste Management of Illinois - West	Disposal and Water Softener Svcs	Building Management	General Fund	270.00	6/11/2018
Lionheart Critical Power Specialists, Inc.	Repairs and Maint- Buildings	Building Management	General Fund	1,067.00	6/11/2018
Menards, Inc.	Repairs and Maint- Buildings	Building Management	General Fund	531.08	6/11/2018
Menards, Inc.	Repairs and Maint- Buildings	Building Management	General Fund	9.57	6/11/2018
Menards, Inc.	Repairs and Maint- Buildings	Building Management	General Fund	174.93	6/11/2018
Menards, Inc.	Repairs and Maint- Buildings	Building Management	General Fund	391.96	6/11/2018
Menards, Inc.	Repairs and Maint- Buildings	Building Management	General Fund	45.93	6/11/2018
Menards, Inc.	Repairs and Maint- Buildings	Building Management	General Fund	18.05	6/11/2018
Menards, Inc.	Repairs and Maint- Buildings	Building Management	General Fund	10.28	6/11/2018
Menards, Inc.	Repairs and Maint- Buildings	Building Management	General Fund	1.17	6/11/2018
Pittsburgh Paints (PPG Architectural Finishes LLC)	Repairs and Maint- Buildings	Building Management	General Fund	87.46	6/11/2018
Toshiba Business Solutions, Inc.	Repairs and Maint- Buildings	Building Management	General Fund	7.67	6/11/2018
Warehouse Direct Office Products	Repairs and Maint- Buildings	Building Management	General Fund	(18.50)	6/11/2018
Wm Horn Structural Steel Co	Repairs and Maint- Buildings	Building Management	General Fund	24.00	6/11/2018
Via Carlita LLC dba Hawk Ford of St. Charles	Repairs and Maint- Vehicles	Building Management	General Fund	79.01	6/11/2018
Via Carlita LLC dba Hawk Ford of St. Charles	Repairs and Maint- Vehicles	Building Management	General Fund	2,323.92	6/11/2018
Via Carlita LLC dba Hawk Ford of St. Charles	Repairs and Maint- Vehicles	Building Management	General Fund	1,014.92	6/11/2018
Batavia Instant Print Inc	General Printing	Building Management	General Fund	184.30	6/11/2018
Ready Refresh by Nestle (Ice Mountain)	Operating Supplies	Building Management	General Fund	75.50	6/11/2018
Warehouse Direct Office Products	Operating Supplies	Building Management	General Fund	350.21	6/11/2018
Warehouse Direct Office Products	Operating Supplies	Building Management	General Fund	40.15	6/11/2018
City of Geneva	Utilities- Sewer	Building Management	General Fund	678.53	6/11/2018
City of Geneva	Utilities- Water	Building Management	General Fund	326.57	6/11/2018
City of Geneva	Utilities- Water	Building Management	General Fund	211.67	6/11/2018
City of Geneva	Utilities- Water	Building Management	General Fund	363.58	6/11/2018

**CLAIMS PAID REPORT JUNE 2018 SUBMITTED FOR COUNTY BOARD APPROVAL**

CLAIMANT/CREDITOR	NATURE OF CLAIM	OFFICIAL/DEPARTMENT	FUND	AMOUNT PAID	DATE PAID
Veritiv Operating Company	Printing Supplies	Building Management	General Fund	113.60	6/11/2018
Veritiv Operating Company	Printing Supplies	Building Management	General Fund	2,060.00	6/11/2018
Veritiv Operating Company	Printing Supplies	Building Management	General Fund	2,745.35	6/11/2018
Warehouse Direct Office Products	Cleaning Supplies	Building Management	General Fund	54.38	6/11/2018
Nicor Gas	Utilities- Natural Gas	Building Management	General Fund	457.30	6/11/2018
City of Geneva	Utilities- Electric	Building Management	General Fund	95.39	6/11/2018
City of Geneva	Utilities- Electric	Building Management	General Fund	303.03	6/11/2018
City of Geneva	Utilities- Electric	Building Management	General Fund	12,678.27	6/11/2018
Waste Management of Illinois - West	Disposal and Water Softener Srvs	Building Management	General Fund	250.00	6/11/2018
Lionheart Critical Power Specialists, Inc.	Repairs and Maint- Buildings	Building Management	General Fund	1,025.00	6/11/2018
Menards, Inc.	Repairs and Maint- Buildings	Building Management	General Fund	93.51	6/11/2018
Menards, Inc.	Repairs and Maint- Buildings	Building Management	General Fund	12.35	6/11/2018
Pittsburgh Paints (PPG Architectural Finishes LLC)	Repairs and Maint- Buildings	Building Management	General Fund	106.44	6/11/2018
Pittsburgh Paints (PPG Architectural Finishes LLC)	Repairs and Maint- Buildings	Building Management	General Fund	(46.88)	6/11/2018
Pittsburgh Paints (PPG Architectural Finishes LLC)	Repairs and Maint- Buildings	Building Management	General Fund	50.52	6/11/2018
Pittsburgh Paints (PPG Architectural Finishes LLC)	Repairs and Maint- Buildings	Building Management	General Fund	46.88	6/11/2018
Pittsburgh Paints (PPG Architectural Finishes LLC)	Repairs and Maint- Buildings	Building Management	General Fund	92.62	6/11/2018
Pittsburgh Paints (PPG Architectural Finishes LLC)	Repairs and Maint- Buildings	Building Management	General Fund	24.80	6/11/2018
HP Products A Ferguson Enterprise	Cleaning Supplies	Building Management	General Fund	290.10	6/11/2018
Constellation NewEnergy Inc.	Utilities- Electric	Building Management	General Fund	26,435.69	6/11/2018
Waste Management of Illinois - West	Disposal and Water Softener Srvs	Building Management	General Fund	250.00	6/11/2018
Apex Industrial Automation LLC	Repairs and Maint- Buildings	Building Management	General Fund	595.98	6/11/2018
Lionheart Critical Power Specialists, Inc.	Repairs and Maint- Buildings	Building Management	General Fund	978.21	6/11/2018
Constellation NewEnergy Inc.	Utilities- Electric	Building Management	General Fund	6,762.61	6/11/2018
Waste Management of Illinois - West	Disposal and Water Softener Srvs	Building Management	General Fund	100.00	6/11/2018
Fox Valley Fire & Safety Co	Repairs and Maint- Buildings	Building Management	General Fund	1,320.00	6/11/2018
HP Products A Ferguson Enterprise	Repairs and Maint- Buildings	Building Management	General Fund	137.90	6/11/2018
RentalMax LLC (Saint Charles)	Repairs and Maint- Buildings	Building Management	General Fund	180.00	6/11/2018
Sherwin Williams	Repairs and Maint- Buildings	Building Management	General Fund	36.77	6/11/2018
Tyco Integrated Security	Repairs and Maint- Buildings	Building Management	General Fund	331.62	6/11/2018
Waste Management of Illinois - West	Disposal and Water Softener Srvs	Building Management	General Fund	75.00	6/11/2018
Lionheart Critical Power Specialists, Inc.	Repairs and Maint- Buildings	Building Management	General Fund	683.00	6/11/2018
Fox Metro Water Reclamation District	Utilities- Sewer	Building Management	General Fund	308.05	6/11/2018
City of Aurora	Utilities- Water	Building Management	General Fund	343.05	6/11/2018
City of Aurora	Utilities- Water	Building Management	General Fund	106.45	6/11/2018
Constellation NewEnergy Inc.	Utilities- Electric	Building Management	General Fund	1,701.38	6/11/2018
Waste Management of Illinois - West	Disposal and Water Softener Srvs	Building Management	General Fund	155.00	6/11/2018
Grainger Inc	Repairs and Maint- Buildings	Building Management	General Fund	12.18	6/11/2018
Grainger Inc	Repairs and Maint- Buildings	Building Management	General Fund	57.80	6/11/2018
Havlicek Geneva Ace Hardware LLC	Repairs and Maint- Buildings	Building Management	General Fund	12.58	6/11/2018
Havlicek Geneva Ace Hardware LLC	Repairs and Maint- Buildings	Building Management	General Fund	14.32	6/11/2018
Havlicek Geneva Ace Hardware LLC	Repairs and Maint- Buildings	Building Management	General Fund	7.16	6/11/2018
Havlicek Geneva Ace Hardware LLC	Repairs and Maint- Buildings	Building Management	General Fund	26.98	6/11/2018
Havlicek Geneva Ace Hardware LLC	Repairs and Maint- Buildings	Building Management	General Fund	42.28	6/11/2018
HP Products A Ferguson Enterprise	Repairs and Maint- Buildings	Building Management	General Fund	300.45	6/11/2018
Menards, Inc.	Repairs and Maint- Buildings	Building Management	General Fund	16.78	6/11/2018
Menards, Inc.	Repairs and Maint- Buildings	Building Management	General Fund	55.44	6/11/2018

**CLAIMS PAID REPORT JUNE 2018 SUBMITTED FOR COUNTY BOARD APPROVAL**

CLAIMANT/CREDITOR	NATURE OF CLAIM	OFFICIAL/DEPARTMENT	FUND	AMOUNT PAID	DATE PAID
Menards, Inc.	Repairs and Maint- Buildings	Building Management	General Fund	51.61	6/11/2018
Menards, Inc.	Repairs and Maint- Buildings	Building Management	General Fund	122.05	6/11/2018
Steiner Electric Co Inc	Repairs and Maint- Buildings	Building Management	General Fund	131.73	6/11/2018
Trane US Inc dba Trane	Repairs and Maint- Buildings	Building Management	General Fund	24.19	6/11/2018
Warehouse Direct Office Products	Cleaning Supplies	Building Management	General Fund	188.04	6/11/2018
Nicor Gas	Utilities- Natural Gas	Building Management	General Fund	177.07	6/11/2018
Nicor Gas	Utilities- Natural Gas	Building Management	General Fund	154.60	6/11/2018
Nicor Gas	Utilities- Natural Gas	Building Management	General Fund	312.52	6/11/2018
Waste Management of Illinois - West	Disposal and Water Softener Srvs	Building Management	General Fund	85.00	6/11/2018
Chicago Hollow Metal, Inc. (The Door Doctors)	Repairs and Maint- Buildings	Building Management	General Fund	1,280.00	6/11/2018
Chicago Hollow Metal, Inc. (The Door Doctors)	Repairs and Maint- Buildings	Building Management	General Fund	2,080.00	6/11/2018
Grainger Inc	Repairs and Maint- Buildings	Building Management	General Fund	812.20	6/11/2018
Grainger Inc	Repairs and Maint- Buildings	Building Management	General Fund	91.17	6/11/2018
Grainger Inc	Repairs and Maint- Buildings	Building Management	General Fund	331.60	6/11/2018
Lionheart Critical Power Specialists, Inc.	Repairs and Maint- Buildings	Building Management	General Fund	1,075.00	6/11/2018
Menards, Inc.	Repairs and Maint- Buildings	Building Management	General Fund	8.47	6/11/2018
Menards, Inc.	Repairs and Maint- Buildings	Building Management	General Fund	57.47	6/11/2018
Menards, Inc.	Repairs and Maint- Buildings	Building Management	General Fund	29.72	6/11/2018
Menards, Inc.	Repairs and Maint- Buildings	Building Management	General Fund	75.67	6/11/2018
Menards, Inc.	Repairs and Maint- Buildings	Building Management	General Fund	9.32	6/11/2018
Menards, Inc.	Repairs and Maint- Buildings	Building Management	General Fund	40.96	6/11/2018
Menards, Inc.	Repairs and Maint- Buildings	Building Management	General Fund	82.62	6/11/2018
Steiner Electric Co Inc	Repairs and Maint- Buildings	Building Management	General Fund	32.71	6/11/2018
Steiner Electric Co Inc	Repairs and Maint- Buildings	Building Management	General Fund	91.21	6/11/2018
Steiner Electric Co Inc	Repairs and Maint- Buildings	Building Management	General Fund	195.32	6/11/2018
Wm F Meyer Co	Repairs and Maint- Buildings	Building Management	General Fund	119.67	6/11/2018
Culligan Tri City Soft Water	Repairs and Maint- Equipment	Building Management	General Fund	260.86	6/11/2018
DuPage Water Conditioning Co	Repairs and Maint- Equipment	Building Management	General Fund	463.00	6/11/2018
City of Geneva	Utilities- Sewer	Building Management	General Fund	113.87	6/11/2018
City of Geneva	Utilities- Water	Building Management	General Fund	29.03	6/11/2018
HP Products A Ferguson Enterprise	Cleaning Supplies	Building Management	General Fund	155.64	6/11/2018
HP Products A Ferguson Enterprise	Cleaning Supplies	Building Management	General Fund	260.13	6/11/2018
Performance Chemical & Supply	Cleaning Supplies	Building Management	General Fund	855.96	6/11/2018
City of Geneva	Utilities- Electric	Building Management	General Fund	1,947.51	6/11/2018
City of Geneva	Utilities- Electric	Building Management	General Fund	37.14	6/11/2018
Constellation NewEnergy Inc.	Utilities- Electric	Building Management	General Fund	28,280.03	6/11/2018
Phoenix Staffing & Management Systems	Miscellaneous Contractual Exp	Human Resource Management	General Fund	748.30	6/11/2018
Ready Refresh by Nestle (Ice Mountain)	Office Supplies	Human Resource Management	General Fund	21.62	6/11/2018
Identisys, Inc.	Office Supplies	Human Resource Management	General Fund	498.55	6/11/2018
Illinois CPA Society	General Association Dues	County Auditor	General Fund	325.00	6/11/2018
Ready Refresh by Nestle (Ice Mountain)	Office Supplies	County Auditor	General Fund	23.75	6/11/2018
Batavia Instant Print Inc	General Printing	Treasurer/Collector	General Fund	823.92	6/11/2018
David J Rickert	Employee Training	Treasurer/Collector	General Fund	715.70	6/11/2018
Carlos Mata	Employee Mileage Expense	Treasurer/Collector	General Fund	27.25	6/11/2018
Ready Refresh by Nestle (Ice Mountain)	Office Supplies	Treasurer/Collector	General Fund	33.18	6/11/2018
Warehouse Direct Office Products	Office Supplies	Treasurer/Collector	General Fund	2.50	6/11/2018
MailFinance (formerly Neopost Leasing)	Repairs and Maint- Copiers	Supervisor of Assessments	General Fund	290.00	6/11/2018

**CLAIMS PAID REPORT JUNE 2018 SUBMITTED FOR COUNTY BOARD APPROVAL**

CLAIMANT/CREDITOR	NATURE OF CLAIM	OFFICIAL/DEPARTMENT	FUND	AMOUNT PAID	DATE PAID
Toshiba Business Solutions, Inc.	Repairs and Maint- Copiers	Supervisor of Assessments	General Fund	159.69	6/11/2018
Toshiba Business Solutions, Inc.	Repairs and Maint- Copiers	Supervisor of Assessments	General Fund	17.78	6/11/2018
Roger Biddle	Employee Mileage Expense	Supervisor of Assessments	General Fund	18.53	6/11/2018
Wayne Gehrke	Employee Mileage Expense	Supervisor of Assessments	General Fund	15.48	6/11/2018
Eldon Gould	Employee Mileage Expense	Supervisor of Assessments	General Fund	18.53	6/11/2018
Petty Cash - Supervisor of Assessments	General Association Dues	Supervisor of Assessments	General Fund	45.00	6/11/2018
Ready Refresh by Nestle (Ice Mountain)	Office Supplies	Supervisor of Assessments	General Fund	45.00	6/11/2018
Mark D. Armstrong	Computer Related Supplies	Supervisor of Assessments	General Fund	69.99	6/11/2018
Transact Technologies Inc	General Printing	County Clerk	General Fund	116.63	6/11/2018
Susan Ericson (Employee)	Employee Mileage Expense	County Clerk	General Fund	59.30	6/11/2018
Zahida Fakroddin	Employee Mileage Expense	County Clerk	General Fund	68.67	6/11/2018
Warehouse Direct Office Products	Office Supplies	County Clerk	General Fund	37.38	6/11/2018
Warehouse Direct Office Products	Office Supplies	County Clerk	General Fund	56.07	6/11/2018
Genesis Technologies Inc.	Computer Related Supplies	County Clerk	General Fund	112.07	6/11/2018
Toshiba Business Solutions, Inc.	Repairs and Maint- Copiers	County Clerk	General Fund	9.72	6/11/2018
Paddock Publications (Daily Herald)	Legal Printing	County Clerk	General Fund	71.30	6/11/2018
Brett J. Feltes	Employee Mileage Expense	County Clerk	General Fund	7.09	6/11/2018
Robert J. Sandner	Employee Mileage Expense	County Clerk	General Fund	51.23	6/11/2018
Int'l Assn of Government Officials (NACRC) (IGO)	General Association Dues	County Clerk	General Fund	125.00	6/11/2018
Rayco Marking Products	Operating Supplies	County Clerk	General Fund	95.98	6/11/2018
Ready Refresh by Nestle (Ice Mountain)	Operating Supplies	County Clerk	General Fund	129.82	6/11/2018
Uline	Operating Supplies	County Clerk	General Fund	521.34	6/11/2018
Hart Intercivic Inc	Voting Systems and Accessories	County Clerk	General Fund	12,488.00	6/11/2018
Southern Computer Warehouse (SCW)	Voting Systems and Accessories	County Clerk	General Fund	25,241.94	6/11/2018
Just In Time Sandwich & Deli Inc	Jurors' Expense	Judiciary and Courts	General Fund	1,281.23	6/11/2018
Just In Time Sandwich & Deli Inc	Jurors' Expense	Judiciary and Courts	General Fund	1,455.55	6/11/2018
Just In Time Sandwich & Deli Inc	Jurors' Expense	Judiciary and Courts	General Fund	2,886.92	6/11/2018
West Valley Graphics & Print Inc	Jurors' Expense	Judiciary and Courts	General Fund	120.00	6/11/2018
Efficiency Reporting	Per Diem Expense	Judiciary and Courts	General Fund	57.60	6/11/2018
Kobald Reporting Inc	Per Diem Expense	Judiciary and Courts	General Fund	104.00	6/11/2018
Lisa Court Reporting Inc	Per Diem Expense	Judiciary and Courts	General Fund	152.00	6/11/2018
Lisa Court Reporting Inc	Per Diem Expense	Judiciary and Courts	General Fund	228.00	6/11/2018
Lisa Court Reporting Inc	Per Diem Expense	Judiciary and Courts	General Fund	152.00	6/11/2018
Translation Today Network Inc	Per Diem Expense	Judiciary and Courts	General Fund	195.45	6/11/2018
Translation Today Network Inc	Per Diem Expense	Judiciary and Courts	General Fund	506.74	6/11/2018
Translation Today Network Inc	Per Diem Expense	Judiciary and Courts	General Fund	372.76	6/11/2018
Marisol Akin	Contractual/Consulting Services	Judiciary and Courts	General Fund	112.00	6/11/2018
Kara Botello	Contractual/Consulting Services	Judiciary and Courts	General Fund	3,360.00	6/11/2018
Maria A. Castillo	Contractual/Consulting Services	Judiciary and Courts	General Fund	700.00	6/11/2018
Susana J. Larranaga	Contractual/Consulting Services	Judiciary and Courts	General Fund	1,072.50	6/11/2018
Sylvia Shadab	Contractual/Consulting Services	Judiciary and Courts	General Fund	770.00	6/11/2018
Translation Today Network Inc	Contractual/Consulting Services	Judiciary and Courts	General Fund	212.70	6/11/2018
Translation Today Network Inc	Contractual/Consulting Services	Judiciary and Courts	General Fund	158.98	6/11/2018
Valley Lock Company Inc	Contractual/Consulting Services	Judiciary and Courts	General Fund	4.50	6/11/2018
Elizabeth Berrones	Court Appointed Counsel	Judiciary and Courts	General Fund	1,600.00	6/11/2018
Ronald L. Haskell	Court Appointed Counsel	Judiciary and Courts	General Fund	3,000.00	6/11/2018
Rachel J. Hess	Court Appointed Counsel	Judiciary and Courts	General Fund	3,250.00	6/11/2018



**CLAIMS PAID REPORT JUNE 2018 SUBMITTED FOR COUNTY BOARD APPROVAL**

CLAIMANT/CREDITOR	NATURE OF CLAIM	OFFICIAL/DEPARTMENT	FUND	AMOUNT PAID	DATE PAID
Zuelke Law Office (Donald R. Zuelke)	Court Appointed Counsel	Judiciary and Courts	General Fund	3,250.00	6/11/2018
Elizabeth Donegan PsyD	Psychological/Psychiatric Srvs	Judiciary and Courts	General Fund	750.00	6/11/2018
Gordon Flesch Company Inc	Repairs and Maint- Equipment	Judiciary and Courts	General Fund	8.79	6/11/2018
Gordon Flesch Company Inc	Repairs and Maint- Equipment	Judiciary and Courts	General Fund	39.27	6/11/2018
Gordon Flesch Company Inc	Repairs and Maint- Equipment	Judiciary and Courts	General Fund	(138.56)	6/11/2018
Toshiba Business Solutions, Inc.	Repairs and Maint- Equipment	Judiciary and Courts	General Fund	69.00	6/11/2018
Gordon Flesch Company Inc	Equipment Rental	Judiciary and Courts	General Fund	36.83	6/11/2018
Just In Time Sandwich & Deli Inc	Conferences and Meetings	Judiciary and Courts	General Fund	434.78	6/11/2018
Andrea O'Brien	Employee Mileage Expense	Judiciary and Courts	General Fund	28.44	6/11/2018
Brittany Scott	Employee Mileage Expense	Judiciary and Courts	General Fund	10.14	6/11/2018
Ready Refresh by Nestle (Ice Mountain)	Miscellaneous Contractual Exp	Judiciary and Courts	General Fund	30.50	6/11/2018
Ready Refresh by Nestle (Ice Mountain)	Miscellaneous Contractual Exp	Judiciary and Courts	General Fund	23.75	6/11/2018
Ready Refresh by Nestle (Ice Mountain)	Miscellaneous Contractual Exp	Judiciary and Courts	General Fund	15.25	6/11/2018
Warehouse Direct Office Products	Office Supplies	Judiciary and Courts	General Fund	39.58	6/11/2018
Warehouse Direct Office Products	Office Supplies	Judiciary and Courts	General Fund	5.02	6/11/2018
Document Imaging Dimensions, Inc.	Operating Supplies	Judiciary and Courts	General Fund	26.36	6/11/2018
SUSAN C WILLEY	Postage	Judiciary and Courts	General Fund	153.18	6/11/2018
Paddock Publications (Daily Herald)	Books and Subscriptions	Judiciary and Courts	General Fund	43.60	6/11/2018
Ready Refresh by Nestle (Ice Mountain)	Office Supplies	Circuit Clerk	General Fund	132.20	6/11/2018
Lindsay Phillips	Employee Mileage Expense	Circuit Clerk	General Fund	33.79	6/11/2018
Warehouse Direct Office Products	Office Supplies	Circuit Clerk	General Fund	28.17	6/11/2018
Jim Capparelli	Employee Mileage Expense	Circuit Clerk	General Fund	82.84	6/11/2018
Heather Fenn	Employee Mileage Expense	Circuit Clerk	General Fund	21.80	6/11/2018
Melinda Jackson	Employee Mileage Expense	Circuit Clerk	General Fund	24.52	6/11/2018
Paula Smick	Employee Mileage Expense	Circuit Clerk	General Fund	27.25	6/11/2018
Christian Viayra	Employee Mileage Expense	Circuit Clerk	General Fund	27.25	6/11/2018
Michelle Cantrall	Employee Mileage Expense	Circuit Clerk	General Fund	235.44	6/11/2018
Cheryl R. Dunne	Employee Mileage Expense	Circuit Clerk	General Fund	173.31	6/11/2018
MaryAnn Kabara	Employee Mileage Expense	Circuit Clerk	General Fund	156.96	6/11/2018
Shauna Kane	Employee Mileage Expense	Circuit Clerk	General Fund	163.50	6/11/2018
Fifth Third Bank	Conferences and Meetings	State's Attorney	General Fund	111.50	6/11/2018
Fifth Third Bank	Employee Training	State's Attorney	General Fund	10.00	6/11/2018
Fifth Third Bank	Office Supplies	State's Attorney	General Fund	41.94	6/11/2018
Fifth Third Bank	Fuel- Vehicles	State's Attorney	General Fund	41.24	6/11/2018
	Trials and Costs of Hearing	Public Defender	General Fund	300.00	6/11/2018
	Trials and Costs of Hearing	Public Defender	General Fund	260.00	6/11/2018
	Trials and Costs of Hearing	Public Defender	General Fund	649.00	6/11/2018
Chicago Office Technology Group (COTG)	Repairs and Maint- Copiers	Public Defender	General Fund	68.70	6/11/2018
Konica Minolta Business Solutions	Repairs and Maint- Copiers	Public Defender	General Fund	43.56	6/11/2018
Verizon Wireless	Miscellaneous Contractual Exp	Public Defender	General Fund	474.32	6/11/2018
Ready Refresh by Nestle (Ice Mountain)	Office Supplies	Public Defender	General Fund	2.50	6/11/2018
Ready Refresh by Nestle (Ice Mountain)	Office Supplies	Public Defender	General Fund	106.36	6/11/2018
Ready Refresh by Nestle (Ice Mountain)	Office Supplies	Public Defender	General Fund	17.84	6/11/2018
Ready Refresh by Nestle (Ice Mountain)	Office Supplies	Public Defender	General Fund	2.50	6/11/2018
Warehouse Direct Office Products	Office Supplies	Public Defender	General Fund	33.90	6/11/2018
IL Department of Innovation & Technology (CMS)	Contractual/Consulting Services	Sheriff	General Fund	894.70	6/11/2018
TransUnion Risk & Alternative Data Solutions, Inc.	Investigations	Sheriff	General Fund	110.30	6/11/2018

**CLAIMS PAID REPORT JUNE 2018 SUBMITTED FOR COUNTY BOARD APPROVAL**

CLAIMANT/CREDITOR	NATURE OF CLAIM	OFFICIAL/DEPARTMENT	FUND	AMOUNT PAID	DATE PAID
Canon Solutions America Inc	Repairs and Maint- Copiers	Sheriff	General Fund	303.20	6/11/2018
Impact Networking, LLC	Repairs and Maint- Copiers	Sheriff	General Fund	8.57	6/11/2018
Impact Networking, LLC	Repairs and Maint- Copiers	Sheriff	General Fund	58.19	6/11/2018
Impact Networking, LLC	Repairs and Maint- Copiers	Sheriff	General Fund	15.00	6/11/2018
United Radio Communications Inc	Repairs and Maint- Comm Equip	Sheriff	General Fund	82.10	6/11/2018
Assurance Fire & Safety Inc	Repairs and Maint- Equipment	Sheriff	General Fund	385.45	6/11/2018
A & L Tools, Inc.	Repairs and Maint- Vehicles	Sheriff	General Fund	165.40	6/11/2018
A & L Tools, Inc.	Repairs and Maint- Vehicles	Sheriff	General Fund	363.99	6/11/2018
APC Stores, Inc (Bumper to Bumper)	Repairs and Maint- Vehicles	Sheriff	General Fund	114.15	6/11/2018
APC Stores, Inc (Bumper to Bumper)	Repairs and Maint- Vehicles	Sheriff	General Fund	161.09	6/11/2018
APC Stores, Inc (Bumper to Bumper)	Repairs and Maint- Vehicles	Sheriff	General Fund	39.89	6/11/2018
APC Stores, Inc (Bumper to Bumper)	Repairs and Maint- Vehicles	Sheriff	General Fund	2.98	6/11/2018
APC Stores, Inc (Bumper to Bumper)	Repairs and Maint- Vehicles	Sheriff	General Fund	45.84	6/11/2018
APC Stores, Inc (Bumper to Bumper)	Repairs and Maint- Vehicles	Sheriff	General Fund	5.18	6/11/2018
Battery Service Corporation	Repairs and Maint- Vehicles	Sheriff	General Fund	211.90	6/11/2018
Chad's Towing & Recovery, Inc.	Repairs and Maint- Vehicles	Sheriff	General Fund	65.00	6/11/2018
Chicago Parts and Sound, LLC	Repairs and Maint- Vehicles	Sheriff	General Fund	834.00	6/11/2018
Chicago Parts and Sound, LLC	Repairs and Maint- Vehicles	Sheriff	General Fund	222.00	6/11/2018
Cintas Corporation	Repairs and Maint- Vehicles	Sheriff	General Fund	34.30	6/11/2018
Cintas Corporation	Repairs and Maint- Vehicles	Sheriff	General Fund	34.30	6/11/2018
Cintas Corporation	Repairs and Maint- Vehicles	Sheriff	General Fund	34.30	6/11/2018
Don McCue Chevrolet Inc	Repairs and Maint- Vehicles	Sheriff	General Fund	135.00	6/11/2018
Elburn NAPA Inc (dba North Aurora NAPA)	Repairs and Maint- Vehicles	Sheriff	General Fund	(122.22)	6/11/2018
Elburn NAPA Inc (dba North Aurora NAPA)	Repairs and Maint- Vehicles	Sheriff	General Fund	5.50	6/11/2018
Elburn NAPA Inc (dba North Aurora NAPA)	Repairs and Maint- Vehicles	Sheriff	General Fund	141.39	6/11/2018
Elburn NAPA Inc (dba North Aurora NAPA)	Repairs and Maint- Vehicles	Sheriff	General Fund	(49.50)	6/11/2018
Elburn NAPA Inc (dba North Aurora NAPA)	Repairs and Maint- Vehicles	Sheriff	General Fund	416.38	6/11/2018
Elburn NAPA Inc (dba North Aurora NAPA)	Repairs and Maint- Vehicles	Sheriff	General Fund	4.44	6/11/2018
Elburn NAPA Inc (dba North Aurora NAPA)	Repairs and Maint- Vehicles	Sheriff	General Fund	192.86	6/11/2018
Elburn NAPA Inc (dba North Aurora NAPA)	Repairs and Maint- Vehicles	Sheriff	General Fund	299.83	6/11/2018
Elburn NAPA Inc (dba North Aurora NAPA)	Repairs and Maint- Vehicles	Sheriff	General Fund	545.67	6/11/2018
Elburn NAPA Inc (dba North Aurora NAPA)	Repairs and Maint- Vehicles	Sheriff	General Fund	290.07	6/11/2018
Elburn NAPA Inc (dba North Aurora NAPA)	Repairs and Maint- Vehicles	Sheriff	General Fund	181.89	6/11/2018
Elburn NAPA Inc (dba North Aurora NAPA)	Repairs and Maint- Vehicles	Sheriff	General Fund	149.53	6/11/2018
Elburn NAPA Inc (dba North Aurora NAPA)	Repairs and Maint- Vehicles	Sheriff	General Fund	65.78	6/11/2018
Elburn NAPA Inc (dba North Aurora NAPA)	Repairs and Maint- Vehicles	Sheriff	General Fund	174.69	6/11/2018
Elburn NAPA Inc (dba North Aurora NAPA)	Repairs and Maint- Vehicles	Sheriff	General Fund	162.69	6/11/2018
Elburn NAPA Inc (dba North Aurora NAPA)	Repairs and Maint- Vehicles	Sheriff	General Fund	6.95	6/11/2018
Elburn NAPA Inc (dba North Aurora NAPA)	Repairs and Maint- Vehicles	Sheriff	General Fund	153.86	6/11/2018
Elburn NAPA Inc (dba North Aurora NAPA)	Repairs and Maint- Vehicles	Sheriff	General Fund	(180.00)	6/11/2018
Elburn NAPA Inc (dba North Aurora NAPA)	Repairs and Maint- Vehicles	Sheriff	General Fund	57.31	6/11/2018
Elburn NAPA Inc (dba North Aurora NAPA)	Repairs and Maint- Vehicles	Sheriff	General Fund	224.14	6/11/2018
Elburn NAPA Inc (dba North Aurora NAPA)	Repairs and Maint- Vehicles	Sheriff	General Fund	77.30	6/11/2018
Priority Products, Inc.	Repairs and Maint- Vehicles	Sheriff	General Fund	5.66	6/11/2018
Via Carlita LLC dba Hawk Ford of St. Charles	Repairs and Maint- Vehicles	Sheriff	General Fund	228.58	6/11/2018
Via Carlita LLC dba Hawk Ford of St. Charles	Repairs and Maint- Vehicles	Sheriff	General Fund	234.08	6/11/2018
Via Carlita LLC dba Hawk Ford of St. Charles	Repairs and Maint- Vehicles	Sheriff	General Fund	87.35	6/11/2018



**CLAIMS PAID REPORT JUNE 2018 SUBMITTED FOR COUNTY BOARD APPROVAL**

CLAIMANT/CREDITOR	NATURE OF CLAIM	OFFICIAL/DEPARTMENT	FUND	AMOUNT PAID	DATE PAID
Via Carlita LLC dba Hawk Ford of St. Charles	Repairs and Maint- Vehicles	Sheriff	General Fund	31.00	6/11/2018
Via Carlita LLC dba Hawk Ford of St. Charles	Repairs and Maint- Vehicles	Sheriff	General Fund	94.46	6/11/2018
Fifth Third Bank	Employee Training	Sheriff	General Fund	6,938.76	6/11/2018
North East Multi-Regional Training Inc	Employee Training	Sheriff	General Fund	225.00	6/11/2018
Petty Cash-Sheriff	Employee Training	Sheriff	General Fund	84.31	6/11/2018
Kane County Chiefs of Police Association	General Association Dues	Sheriff	General Fund	500.00	6/11/2018
Rayco Marking Products	Office Supplies	Sheriff	General Fund	24.50	6/11/2018
Warehouse Direct Office Products	Office Supplies	Sheriff	General Fund	50.08	6/11/2018
Warehouse Direct Office Products	Office Supplies	Sheriff	General Fund	56.37	6/11/2018
Warehouse Direct Office Products	Office Supplies	Sheriff	General Fund	(28.49)	6/11/2018
Ready Refresh by Nestle (Ice Mountain)	Operating Supplies	Sheriff	General Fund	36.50	6/11/2018
Ready Refresh by Nestle (Ice Mountain)	Operating Supplies	Sheriff	General Fund	29.45	6/11/2018
Ready Refresh by Nestle (Ice Mountain)	Operating Supplies	Sheriff	General Fund	11.00	6/11/2018
Ray O'Herron Co., Inc.	Uniform Supplies	Sheriff	General Fund	186.90	6/11/2018
Ray O'Herron Co., Inc.	Uniform Supplies	Sheriff	General Fund	69.90	6/11/2018
Ray O'Herron Co., Inc.	Uniform Supplies	Sheriff	General Fund	61.45	6/11/2018
Ray O'Herron Co., Inc.	Weapons and Ammunition	Sheriff	General Fund	4,305.00	6/11/2018
Wex Fleet Universal (Wright Express FSC)	Fuel- Vehicles	Sheriff	General Fund	16,390.45	6/11/2018
Waste Management of Illinois - West	Disposal and Water Softener Svcs	Sheriff	General Fund	90.00	6/11/2018
Elgin Paper Co	Operating Supplies	Sheriff	General Fund	5,848.80	6/11/2018
HP Products A Ferguson Enterprise	Operating Supplies	Sheriff	General Fund	179.20	6/11/2018
Aramark Services, Inc.	Food	Sheriff	General Fund	13,131.41	6/11/2018
Aramark Services, Inc.	Food	Sheriff	General Fund	13,161.95	6/11/2018
Aramark Services, Inc.	Food	Sheriff	General Fund	13,452.58	6/11/2018
Aramark Services, Inc.	Food	Sheriff	General Fund	13,561.04	6/11/2018
PETER J BURGERT	Employee Mileage Expense	Merit Commission	General Fund	152.60	6/11/2018
Elmer Weber	Employee Mileage Expense	Merit Commission	General Fund	117.72	6/11/2018
Todd A. Zies	Employee Mileage Expense	Merit Commission	General Fund	43.60	6/11/2018
Impact Networking, LLC	Repairs and Maint- Copiers	Court Services	General Fund	61.98	6/11/2018
Impact Networking, LLC	Repairs and Maint- Copiers	Court Services	General Fund	57.05	6/11/2018
105 Grove LLC	Building Space Rental	Court Services	General Fund	2,517.58	6/11/2018
Ready Refresh by Nestle (Ice Mountain)	Miscellaneous Contractual Exp	Court Services	General Fund	130.88	6/11/2018
Warehouse Direct Office Products	Office Supplies	Court Services	General Fund	22.40	6/11/2018
McDermott Center dba Haymarket Center	Halfway House	Court Services	General Fund	250.00	6/11/2018
Chicago Transit Authority	Incentives	Court Services	General Fund	1,860.00	6/11/2018
Waste Management of Illinois - West	Repairs and Maint- Buildings	Court Services	General Fund	90.00	6/11/2018
Impact Networking, LLC	Repairs and Maint- Copiers	Court Services	General Fund	20.00	6/11/2018
105 Grove LLC	Building Space Rental	Court Services	General Fund	2,517.58	6/11/2018
Bob Barker Company Inc	Juvenile Board and Care	Court Services	General Fund	77.40	6/11/2018
Bob Barker Company Inc	Juvenile Board and Care	Court Services	General Fund	77.40	6/11/2018
Convergint Technologies LLC	Repairs and Maint- Comm Equip	Court Services	General Fund	1,360.65	6/11/2018
RJ O'Neil Inc	Repairs and Maint- Equipment	Court Services	General Fund	942.00	6/11/2018
RR Brink Locking Systems Inc	Repairs and Maint- Equipment	Court Services	General Fund	240.00	6/11/2018
Warehouse Direct Office Products	Office Supplies	Court Services	General Fund	103.67	6/11/2018
Warehouse Direct Office Products	Office Supplies	Court Services	General Fund	521.01	6/11/2018
Hubert Company, LLC	Operating Supplies	Court Services	General Fund	80.97	6/11/2018
Hubert Company, LLC	Operating Supplies	Court Services	General Fund	(55.56)	6/11/2018

**CLAIMS PAID REPORT JUNE 2018 SUBMITTED FOR COUNTY BOARD APPROVAL**

CLAIMANT/CREDITOR	NATURE OF CLAIM	OFFICIAL/DEPARTMENT	FUND	AMOUNT PAID	DATE PAID
Hubert Company, LLC	Operating Supplies	Court Services	General Fund	48.21	6/11/2018
Hubert Company, LLC	Operating Supplies	Court Services	General Fund	(29.56)	6/11/2018
Sysco Food Services Chicago	Operating Supplies	Court Services	General Fund	373.35	6/11/2018
Genesis Technologies Inc.	Computer Related Supplies	Court Services	General Fund	87.44	6/11/2018
City of St. Charles	Utilities- Water	Court Services	General Fund	1,079.54	6/11/2018
Sams Club Direct	Food	Court Services	General Fund	411.60	6/11/2018
Sysco Food Services Chicago	Food	Court Services	General Fund	1,449.04	6/11/2018
Sysco Food Services Chicago	Food	Court Services	General Fund	907.86	6/11/2018
Sysco Food Services Chicago	Food	Court Services	General Fund	1,895.99	6/11/2018
Sysco Food Services Chicago	Food	Court Services	General Fund	1,949.03	6/11/2018
M. Cornejo Garcia PsyD PC	Contractual/Consulting Services	Court Services	General Fund	500.00	6/11/2018
Warehouse Direct Office Products	Office Supplies	Court Services	General Fund	14.85	6/11/2018
Paul Guistolise MS	Contractual/Consulting Services	Court Services	General Fund	300.00	6/11/2018
Paul Guistolise MS	Contractual/Consulting Services	Court Services	General Fund	300.00	6/11/2018
Michelle P. Sierzega	Contractual/Consulting Services	Court Services	General Fund	412.50	6/11/2018
Michelle P. Sierzega	Contractual/Consulting Services	Court Services	General Fund	450.00	6/11/2018
Toshiba Business Solutions, Inc.	Repairs and Maint- Copiers	Court Services	General Fund	47.75	6/11/2018
Vyne Education LLC	Conferences and Meetings	Court Services	General Fund	1,619.91	6/11/2018
Warehouse Direct Office Products	Office Supplies	Court Services	General Fund	123.57	6/11/2018
Carl H. Herout	Employee Mileage Expense	Coroner	General Fund	48.87	6/11/2018
Waste Management of Illinois - West	Equipment Rental	Emergency Management Services	General Fund	193.41	6/11/2018
Quill Corporation	Office Supplies	Emergency Management Services	General Fund	109.97	6/11/2018
Quill Corporation	Office Supplies	Emergency Management Services	General Fund	16.29	6/11/2018
Quill Corporation	Office Supplies	Emergency Management Services	General Fund	35.99	6/11/2018
Kris Melvin	Stormwater Permits	Development	General Fund	1,513.85	6/11/2018
Shaw Media	Legal Printing	Development	General Fund	369.10	6/11/2018
Jodie Wollnik	Conferences and Meetings	Development	General Fund	20.56	6/11/2018
Warehouse Direct Office Products	Office Supplies	Development	General Fund	20.09	6/11/2018
FedEx	Postage	Other- Countywide Expenses	General Fund	66.95	6/11/2018
FedEx	Postage	Other- Countywide Expenses	General Fund	270.36	6/11/2018
Moore Wallace - An RR Donnelley Co.	Postage	Other- Countywide Expenses	General Fund	210.08	6/11/2018
Moore Wallace - An RR Donnelley Co.	Postage	Other- Countywide Expenses	General Fund	142.15	6/11/2018
AT&T	Telephone	Other- Countywide Expenses	General Fund	221.88	6/11/2018
AT&T	Telephone	Other- Countywide Expenses	General Fund	11,025.51	6/11/2018
Devnet, Inc	Software Licensing Cost	Other- Countywide Expenses	General Fund	34,437.50	6/11/2018
AT&T Mobility	Cellular Phone	Other- Countywide Expenses	General Fund	658.37	6/11/2018
Nextel Communications	Cellular Phone	Other- Countywide Expenses	General Fund	98.24	6/11/2018
Spok, Inc. (USA Mobility Wireless Inc)	Cellular Phone	Other- Countywide Expenses	General Fund	49.10	6/11/2018
Verizon Wireless	Cellular Phone	Other- Countywide Expenses	General Fund	23,174.56	6/11/2018
Darin P. Earl	Internet	Other- Countywide Expenses	General Fund	59.99	6/11/2018
Barbara Garza	Internet	Other- Countywide Expenses	General Fund	69.95	6/11/2018
Eric C Gwillim	Internet	Other- Countywide Expenses	General Fund	79.95	6/11/2018
Matthew Meyer	Internet	Other- Countywide Expenses	General Fund	79.95	6/11/2018
Blair Peters	Internet	Other- Countywide Expenses	General Fund	109.98	6/11/2018
Nancy Schmook	Internet	Other- Countywide Expenses	General Fund	40.00	6/11/2018
Adam Tedder	Internet	Other- Countywide Expenses	General Fund	62.00	6/11/2018
CCMSI	Project Administration Services	Human Resource Management	Insurance Liability	5,884.17	6/11/2018

**CLAIMS PAID REPORT JUNE 2018 SUBMITTED FOR COUNTY BOARD APPROVAL**

CLAIMANT/CREDITOR	NATURE OF CLAIM	OFFICIAL/DEPARTMENT	FUND	AMOUNT PAID	DATE PAID
CCMSI	Liability Insurance	Human Resource Management	Insurance Liability	2,500.00	6/11/2018
State Street Collision, Inc.	Liability Insurance	Human Resource Management	Insurance Liability	2,393.46	6/11/2018
Wine Sergi Insurance (Acrisure, LLC)	Liability Insurance	Human Resource Management	Insurance Liability	25.00	6/11/2018
Wine Sergi Insurance (Acrisure, LLC)	Liability Insurance	Human Resource Management	Insurance Liability	25.00	6/11/2018
Wine Sergi Insurance (Acrisure, LLC)	Liability Insurance	Human Resource Management	Insurance Liability	25.00	6/11/2018
Wine Sergi Insurance (Acrisure, LLC)	Liability Insurance	Human Resource Management	Insurance Liability	25.00	6/11/2018
CCMSI	Workers Compensation	Human Resource Management	Insurance Liability	29,170.02	6/11/2018
Novatime Technology, Inc	Computer Software- Capital	Other- Countywide Expenses	County Automation	8,218.80	6/11/2018
Overwatch Systems, Ltd.	Repairs and Maint- Computers	Information Technologies	Geographic Information Systems	2,632.24	6/11/2018
Thomas S. Nicoski	Conferences and Meetings	Information Technologies	Geographic Information Systems	467.40	6/11/2018
ARC Imaging Resources (aka FDC Digital Imaging)	Computer Related Supplies	Information Technologies	Geographic Information Systems	362.82	6/11/2018
Southern Computer Warehouse (SCW)	Computer Related Supplies	Information Technologies	Geographic Information Systems	86.31	6/11/2018
HIPP Temporary Staffing Inc	Communications Equipment	Other- Countywide Expenses	Public Safety Sales Tax	147.00	6/11/2018
HIPP Temporary Staffing Inc	Communications Equipment	Other- Countywide Expenses	Public Safety Sales Tax	196.00	6/11/2018
NAT Tech Inc. (National Technologies NTI)	Communications Equipment	Other- Countywide Expenses	Public Safety Sales Tax	8,557.00	6/11/2018
NAT Tech Inc. (National Technologies NTI)	Communications Equipment	Other- Countywide Expenses	Public Safety Sales Tax	5,070.00	6/11/2018
Raxity Inc	Communications Equipment	Other- Countywide Expenses	Public Safety Sales Tax	7,500.00	6/11/2018
Raxity Inc	Communications Equipment	Other- Countywide Expenses	Public Safety Sales Tax	15,000.00	6/11/2018
Smork Inc	Communications Equipment	Other- Countywide Expenses	Public Safety Sales Tax	879.76	6/11/2018
Defin.Net Solutions Inc	Contractual/Consulting Services	Other- Countywide Expenses	Judicial Technology Sales Tax	15,000.00	6/11/2018
David J Rickert	Employee Training	Treasurer/Collector	Tax Sale Automation	199.00	6/11/2018
David J Rickert	General Association Dues	Treasurer/Collector	Tax Sale Automation	320.00	6/11/2018
IT-Stability Systems, LLC	Contractual/Consulting Services	Recorder	Recorder's Automation	22,000.00	6/11/2018
SHI International Corp	Computer Related Supplies	Recorder	Recorder's Automation	4,269.49	6/11/2018
SHI International Corp	Computer Related Supplies	Recorder	Recorder's Automation	750.00	6/11/2018
The Tree House Inc	Repairs and Maint- Computers	Circuit Clerk	Court Automation	243.55	6/11/2018
SARAH SCHILKE	Employee Mileage Expense	Circuit Clerk	Court Automation	31.61	6/11/2018
CDW Government LLC	Computer Related Supplies	Circuit Clerk	Court Automation	1,266.00	6/11/2018
Canon Solutions America Inc	Repairs and Maint- Copiers	Circuit Clerk	Court Document Storage	482.73	6/11/2018
Image-Pro Services & Supplies Inc	Repairs and Maint- Copiers	Circuit Clerk	Court Document Storage	1,207.78	6/11/2018
Image-Pro Services & Supplies Inc	Office Supplies	Circuit Clerk	Court Document Storage	929.66	6/11/2018
Image-Pro Services & Supplies Inc	Computer Related Supplies	Circuit Clerk	Court Document Storage	621.44	6/11/2018
Automated Forms & Graphics	General Printing	Circuit Clerk	Child Support	4,892.57	6/11/2018
Warehouse Direct Office Products	Office Supplies	Circuit Clerk	Circuit Clerk Admin Services	160.95	6/11/2018
Warehouse Direct Office Products	Office Supplies	Circuit Clerk	Circuit Clk Electronic Citation	11.77	6/11/2018
Fifth Third Bank	Contractual/Consulting Services	State's Attorney	Drug Asset Forfeiture	159.28	6/11/2018
Tyco Integrated Security	Contractual/Consulting Services	Sheriff	Court Security	491.59	6/11/2018
Tyco Integrated Security	Contractual/Consulting Services	Sheriff	Court Security	245.68	6/11/2018
Fifth Third Bank	Office Supplies	Sheriff	Court Security	341.55	6/11/2018
Fifth Third Bank	Office Supplies	Sheriff	Court Security	267.03	6/11/2018
Data Clean Corporation	Contractual/Consulting Services	Kane Comm	Kane Comm	610.00	6/11/2018
Reporting Systems Inc (DBA Emergency Reporting)	Contractual/Consulting Services	Kane Comm	Kane Comm	9,940.00	6/11/2018
Language Line Services	Contractual/Consulting Services	Court Services	Probation Services	747.26	6/11/2018
Keith Smith	Contractual/Consulting Services	Court Services	Probation Services	690.00	6/11/2018
One Hope United	Psychological/Psychiatric Srvs	Court Services	Probation Services	36,047.66	6/11/2018
One Hope United	Psychological/Psychiatric Srvs	Court Services	Probation Services	2,464.00	6/11/2018
One Hope United	Psychological/Psychiatric Srvs	Court Services	Probation Services	7,577.50	6/11/2018

**CLAIMS PAID REPORT JUNE 2018 SUBMITTED FOR COUNTY BOARD APPROVAL**

CLAIMANT/CREDITOR	NATURE OF CLAIM	OFFICIAL/DEPARTMENT	FUND	AMOUNT PAID	DATE PAID
Renz Addiction Counseling Center	Psychological/Psychiatric Svcs	Court Services	Probation Services	195.00	6/11/2018
Eagle Eye Polygraph, LLC	Polygraph Testing	Court Services	Probation Services	300.00	6/11/2018
City of Elgin	Security Services	Court Services	Probation Services	1,035.00	6/11/2018
Serenity House Counseling Services, Inc.	Halfway House	Court Services	Drug Court Special Resources	340.00	6/11/2018
Serenity House Counseling Services, Inc.	Halfway House	Court Services	Drug Court Special Resources	1,020.00	6/11/2018
Chicago Transit Authority	Sanction Incentives	Court Services	Drug Court Special Resources	2,046.00	6/11/2018
Natalie Hall	Miscellaneous Contractual Exp	Coroner	Coroner Administration	1,200.00	6/11/2018
Natalie Hall	Miscellaneous Contractual Exp	Coroner	Coroner Administration	1,800.00	6/11/2018
Carl H. Herout	Operating Supplies	Coroner	Coroner Administration	22.03	6/11/2018
Southland Medical LLC	Operating Supplies	Coroner	Coroner Administration	1,032.04	6/11/2018
Jane L Davis DVM	Contractual/Consulting Services	Animal Control	Animal Control	2,000.00	6/11/2018
DuPage Salt Company	Disposal and Water Softener Svcs	Animal Control	Animal Control	30.44	6/11/2018
Warehouse Direct Office Products	Office Supplies	Animal Control	Animal Control	38.35	6/11/2018
Elgin Paper Co	Operating Supplies	Animal Control	Animal Control	148.20	6/11/2018
Service Forms & Graphics Inc	Operating Supplies	Animal Control	Animal Control	886.48	6/11/2018
City of Geneva	Utilities- Water	Animal Control	Animal Control	246.84	6/11/2018
Midwest Veterinary Supply Inc	Animal Care Supplies	Animal Control	Animal Control	32.62	6/11/2018
Nicor Gas	Utilities- Natural Gas	Animal Control	Animal Control	238.17	6/11/2018
City of Geneva	Utilities- Electric	Animal Control	Animal Control	608.57	6/11/2018
Hampshire Township	Township Payable - Hampshire		County Highway	268.00	6/11/2018
Rutland Township	Township Payable - Rutland		County Highway	468.00	6/11/2018
Burlington Township	Township Payable - Burlington		County Highway	752.00	6/11/2018
Plato Township	Township Payable - Plato		County Highway	548.00	6/11/2018
Elgin Township	Township Payable - Elgin		County Highway	188.00	6/11/2018
Campton Township	Township Payable - Campton		County Highway	40.00	6/11/2018
St. Charles Township	Township Payable - St. Charles		County Highway	200.00	6/11/2018
Kaneville Township	Township Payable - Kaneville		County Highway	240.00	6/11/2018
Blackberry Township	Township Payable - Blackberry		County Highway	440.00	6/11/2018
Geneva Township	Township Payable - Geneva		County Highway	40.00	6/11/2018
Big Rock Township Road District	Township Payable - Big Rock		County Highway	40.00	6/11/2018
Sugar Grove Township Road District	Township Payable - Sugar Grove		County Highway	228.00	6/11/2018
Aurora Township	Township Payable - Aurora		County Highway	204.80	6/11/2018
Christopher B. Burke Engineering, Ltd.	Engineering Services	Transportation	County Highway	2,895.37	6/11/2018
Midland Standard Engineering & Testing, Inc.	Engineering Services	Transportation	County Highway	20,714.00	6/11/2018
Midland Standard Engineering & Testing, Inc.	Engineering Services	Transportation	County Highway	9,264.00	6/11/2018
P B Americas, Inc. (Parsons Brinckerhoff)	Engineering Services	Transportation	County Highway	42,307.95	6/11/2018
Curran Contracting Company	Disposal and Water Softener Svcs	Transportation	County Highway	30.00	6/11/2018
Ready Refresh by Nestle (Ice Mountain)	Disposal and Water Softener Svcs	Transportation	County Highway	252.25	6/11/2018
Waste Management of Illinois - West	Disposal and Water Softener Svcs	Transportation	County Highway	308.28	6/11/2018
Waste Management of Illinois - West	Disposal and Water Softener Svcs	Transportation	County Highway	1,297.59	6/11/2018
Flolo Corporation	Repairs and Maint- Buildings	Transportation	County Highway	31.22	6/11/2018
Illinois Office of the State Fire Marshal	Repairs and Maint- Buildings	Transportation	County Highway	200.00	6/11/2018
Tri-County Garage Door, Inc.	Repairs and Maint- Buildings	Transportation	County Highway	599.00	6/11/2018
Impact Networking, LLC	Repairs and Maint- Copiers	Transportation	County Highway	28.00	6/11/2018
Toshiba Business Solutions, Inc.	Repairs and Maint- Copiers	Transportation	County Highway	33.28	6/11/2018
Toshiba Business Solutions, Inc.	Repairs and Maint- Copiers	Transportation	County Highway	9.26	6/11/2018
United Radio Communications Inc	Repairs and Maint- Comm Equip	Transportation	County Highway	22.08	6/11/2018

**CLAIMS PAID REPORT JUNE 2018 SUBMITTED FOR COUNTY BOARD APPROVAL**

CLAIMANT/CREDITOR	NATURE OF CLAIM	OFFICIAL/DEPARTMENT	FUND	AMOUNT PAID	DATE PAID
Lionheart Critical Power Specialists, Inc.	Repairs and Maint- Equipment	Transportation	County Highway	1,050.00	6/11/2018
Illinois Chapter of the American Planning Assn.	General Printing	Transportation	County Highway	100.00	6/11/2018
Jacqueline Forbes	Conferences and Meetings	Transportation	County Highway	162.95	6/11/2018
Metro West Council of Government (COG)	Conferences and Meetings	Transportation	County Highway	80.00	6/11/2018
Thomas B. Rickert	Conferences and Meetings	Transportation	County Highway	76.75	6/11/2018
Carl Schoedel	Conferences and Meetings	Transportation	County Highway	1,131.32	6/11/2018
Taylor Street Pizza & Catering	Conferences and Meetings	Transportation	County Highway	161.28	6/11/2018
Jacqueline Forbes	Employee Mileage Expense	Transportation	County Highway	28.45	6/11/2018
Thomas B. Rickert	Employee Mileage Expense	Transportation	County Highway	157.51	6/11/2018
Genesis Technologies Inc.	Office Supplies	Transportation	County Highway	235.26	6/11/2018
Genesis Technologies Inc.	Office Supplies	Transportation	County Highway	280.80	6/11/2018
Genesis Technologies Inc.	Office Supplies	Transportation	County Highway	117.63	6/11/2018
Warehouse Direct Office Products	Office Supplies	Transportation	County Highway	245.97	6/11/2018
Airgas North Central, Inc.	Operating Supplies	Transportation	County Highway	380.66	6/11/2018
Cintas Corporation	Operating Supplies	Transportation	County Highway	395.12	6/11/2018
HI-VIZ Inc	Operating Supplies	Transportation	County Highway	1,950.00	6/11/2018
Northern Safety and Industrial	Operating Supplies	Transportation	County Highway	279.21	6/11/2018
Menards, Inc.	Buildings and Grounds Supplies	Transportation	County Highway	103.30	6/11/2018
Nicor Gas	Utilities- Natural Gas	Transportation	County Highway	214.52	6/11/2018
Nicor Gas	Utilities- Natural Gas	Transportation	County Highway	645.79	6/11/2018
Nicor Gas	Utilities- Natural Gas	Transportation	County Highway	424.59	6/11/2018
Constellation NewEnergy Inc.	Utilities- Electric	Transportation	County Highway	129.41	6/11/2018
Constellation NewEnergy Inc.	Utilities- Electric	Transportation	County Highway	2,394.22	6/11/2018
City of Batavia	Utilities- Intersect Lighting	Transportation	County Highway	89.57	6/11/2018
City of Batavia	Utilities- Intersect Lighting	Transportation	County Highway	103.88	6/11/2018
City of Batavia	Utilities- Intersect Lighting	Transportation	County Highway	73.87	6/11/2018
City of Batavia	Utilities- Intersect Lighting	Transportation	County Highway	85.03	6/11/2018
City of Geneva	Utilities- Intersect Lighting	Transportation	County Highway	70.01	6/11/2018
ComEd	Utilities- Intersect Lighting	Transportation	County Highway	76.51	6/11/2018
ComEd	Utilities- Intersect Lighting	Transportation	County Highway	38.50	6/11/2018
ComEd	Utilities- Intersect Lighting	Transportation	County Highway	167.89	6/11/2018
ComEd	Utilities- Intersect Lighting	Transportation	County Highway	120.57	6/11/2018
ComEd	Utilities- Intersect Lighting	Transportation	County Highway	113.08	6/11/2018
ComEd	Utilities- Intersect Lighting	Transportation	County Highway	4,074.39	6/11/2018
ComEd	Utilities- Intersect Lighting	Transportation	County Highway	8.93	6/11/2018
Constellation NewEnergy Inc.	Utilities- Intersect Lighting	Transportation	County Highway	244.61	6/11/2018
Constellation NewEnergy Inc.	Utilities- Intersect Lighting	Transportation	County Highway	161.63	6/11/2018
Mansfield Oil Company of Gainesville, Inc	Fuel- Vehicles	Transportation	County Highway	15,762.02	6/11/2018
Jacqueline Forbes	Cellular Phone	Transportation	County Highway	40.00	6/11/2018
Suburban Teamsters of Northern Illinois	Teamsters Contribution	Transportation	Motor Fuel Tax	37,440.00	6/11/2018
Telvent DTN, LLC	Repairs and Maintenance- Roads	Transportation	Motor Fuel Local Option	528.00	6/11/2018
Cintas Corporation	Uniform Supplies	Transportation	Motor Fuel Local Option	255.80	6/11/2018
G&K Services, Inc.	Uniform Supplies	Transportation	Motor Fuel Local Option	277.98	6/11/2018
Battery Service Corporation	Vehicle Parts/Supplies	Transportation	Motor Fuel Local Option	529.45	6/11/2018
Battery Service Corporation	Vehicle Parts/Supplies	Transportation	Motor Fuel Local Option	(317.85)	6/11/2018
Elburn NAPA Inc	Vehicle Parts/Supplies	Transportation	Motor Fuel Local Option	(144.91)	6/11/2018
Elburn NAPA Inc	Vehicle Parts/Supplies	Transportation	Motor Fuel Local Option	269.25	6/11/2018



**CLAIMS PAID REPORT JUNE 2018 SUBMITTED FOR COUNTY BOARD APPROVAL**

CLAIMANT/CREDITOR	NATURE OF CLAIM	OFFICIAL/DEPARTMENT	FUND	AMOUNT PAID	DATE PAID
Elburn NAPA Inc	Vehicle Parts/Supplies	Transportation	Motor Fuel Local Option	59.18	6/11/2018
Elburn NAPA Inc	Vehicle Parts/Supplies	Transportation	Motor Fuel Local Option	62.41	6/11/2018
Elburn NAPA Inc	Vehicle Parts/Supplies	Transportation	Motor Fuel Local Option	34.73	6/11/2018
Elburn NAPA Inc	Vehicle Parts/Supplies	Transportation	Motor Fuel Local Option	150.13	6/11/2018
Elburn NAPA Inc	Vehicle Parts/Supplies	Transportation	Motor Fuel Local Option	245.94	6/11/2018
Elburn NAPA Inc	Vehicle Parts/Supplies	Transportation	Motor Fuel Local Option	117.51	6/11/2018
Feece Oil Company	Vehicle Parts/Supplies	Transportation	Motor Fuel Local Option	1,316.64	6/11/2018
Feece Oil Company	Vehicle Parts/Supplies	Transportation	Motor Fuel Local Option	1,746.60	6/11/2018
Feece Oil Company	Vehicle Parts/Supplies	Transportation	Motor Fuel Local Option	138.67	6/11/2018
Feece Oil Company	Vehicle Parts/Supplies	Transportation	Motor Fuel Local Option	501.13	6/11/2018
FleetPride Inc	Vehicle Parts/Supplies	Transportation	Motor Fuel Local Option	260.00	6/11/2018
Global Industrial Equipment Co Inc	Vehicle Parts/Supplies	Transportation	Motor Fuel Local Option	148.80	6/11/2018
Ketone Automotive, Inc.	Vehicle Parts/Supplies	Transportation	Motor Fuel Local Option	1,046.73	6/11/2018
Via Carlita LLC dba Hawk Ford of St. Charles	Vehicle Parts/Supplies	Transportation	Motor Fuel Local Option	51.00	6/11/2018
Via Carlita LLC dba Hawk Ford of St. Charles	Vehicle Parts/Supplies	Transportation	Motor Fuel Local Option	8.81	6/11/2018
Via Carlita LLC dba Hawk Ford of St. Charles	Vehicle Parts/Supplies	Transportation	Motor Fuel Local Option	19.27	6/11/2018
Elburn NAPA Inc	Equipment Parts/Supplies	Transportation	Motor Fuel Local Option	301.04	6/11/2018
Elburn NAPA Inc	Equipment Parts/Supplies	Transportation	Motor Fuel Local Option	78.76	6/11/2018
Grainger Inc	Equipment Parts/Supplies	Transportation	Motor Fuel Local Option	74.58	6/11/2018
Martin Implement Sales Inc	Equipment Parts/Supplies	Transportation	Motor Fuel Local Option	125.37	6/11/2018
McCann Industries, Inc.	Equipment Parts/Supplies	Transportation	Motor Fuel Local Option	279.63	6/11/2018
McCann Industries, Inc.	Equipment Parts/Supplies	Transportation	Motor Fuel Local Option	104.02	6/11/2018
NAPCO Steel, Inc.	Equipment Parts/Supplies	Transportation	Motor Fuel Local Option	422.50	6/11/2018
Priority Products, Inc.	Equipment Parts/Supplies	Transportation	Motor Fuel Local Option	93.60	6/11/2018
Priority Products, Inc.	Equipment Parts/Supplies	Transportation	Motor Fuel Local Option	140.79	6/11/2018
Rondo Enterprises, Inc.	Equipment Parts/Supplies	Transportation	Motor Fuel Local Option	1,108.54	6/11/2018
Valley Hydraulic Service, Inc.	Equipment Parts/Supplies	Transportation	Motor Fuel Local Option	12.14	6/11/2018
Welch Bros Inc	Culverts	Transportation	Motor Fuel Local Option	60.00	6/11/2018
Builders Asphalt LLC	Road Material	Transportation	Motor Fuel Local Option	188.65	6/11/2018
Builders Asphalt LLC	Road Material	Transportation	Motor Fuel Local Option	183.75	6/11/2018
Builders Asphalt LLC	Road Material	Transportation	Motor Fuel Local Option	53.90	6/11/2018
Curran Contracting Company	Road Material	Transportation	Motor Fuel Local Option	56.00	6/11/2018
Meade Inc.	Utilities- Intersect Lighting	Transportation	Motor Fuel Local Option	44,615.93	6/11/2018
Baxter & Woodman Inc	Engineering Services	Transportation	Transportation Sales Tax	2,283.52	6/11/2018
CDM Smith Inc.	Engineering Services	Transportation	Transportation Sales Tax	73,805.75	6/11/2018
Christopher B. Burke Engineering, Ltd.	Engineering Services	Transportation	Transportation Sales Tax	141.66	6/11/2018
HDR Engineering, Inc.	Engineering Services	Transportation	Transportation Sales Tax	37,963.24	6/11/2018
Illinois Dept of Natural Resources	Engineering Services	Transportation	Transportation Sales Tax	2,620.00	6/11/2018
Jacobs Engineering	Engineering Services	Transportation	Transportation Sales Tax	13,978.16	6/11/2018
Patrick Engineering Inc	Engineering Services	Transportation	Transportation Sales Tax	13,712.17	6/11/2018
Strand Associates Inc	Engineering Services	Transportation	Transportation Sales Tax	19,032.45	6/11/2018
V3 Companies of Illinois Ltd	Engineering Services	Transportation	Transportation Sales Tax	1,155.46	6/11/2018
V3 Companies of Illinois Ltd	Engineering Services	Transportation	Transportation Sales Tax	65,803.27	6/11/2018
V3 Companies of Illinois Ltd	Engineering Services	Transportation	Transportation Sales Tax	44,352.61	6/11/2018
V3 Companies of Illinois Ltd	Engineering Services	Transportation	Transportation Sales Tax	90,953.37	6/11/2018
V3 Companies of Illinois Ltd	Engineering Services	Transportation	Transportation Sales Tax	42,167.64	6/11/2018
WBK Engineering, LLC	Engineering Services	Transportation	Transportation Sales Tax	29,422.16	6/11/2018

**CLAIMS PAID REPORT JUNE 2018 SUBMITTED FOR COUNTY BOARD APPROVAL**

CLAIMANT/CREDITOR	NATURE OF CLAIM	OFFICIAL/DEPARTMENT	FUND	AMOUNT PAID	DATE PAID
Water Well Solutions Illinois Division LLC	Well Permits	Health	County Health	280.00	6/11/2018
Zayra Estupinan	Food Permits	Health	County Health	396.00	6/11/2018
Jennifer Austin-Smith	Contractual/Consulting Services	Health	County Health	75.00	6/11/2018
Gordon Flesch Company Inc	Repairs and Maint- Office Equip	Health	County Health	128.00	6/11/2018
American Public Health Assn	General Association Dues	Health	County Health	750.00	6/11/2018
Ready Refresh by Nestle (Ice Mountain)	Operating Supplies	Health	County Health	22.09	6/11/2018
AT&T	Telephone	Health	County Health	476.61	6/11/2018
Kristin Johnson	Employee Mileage Expense	Health	County Health	174.99	6/11/2018
Victor L. Mead	Employee Mileage Expense	Health	County Health	65.44	6/11/2018
Erin Rauscher	Employee Mileage Expense	Health	County Health	95.41	6/11/2018
Austin J Schramer	Employee Mileage Expense	Health	County Health	356.87	6/11/2018
Sharon Verzal	Employee Mileage Expense	Health	County Health	50.16	6/11/2018
Ready Refresh by Nestle (Ice Mountain)	Office Supplies	Veterans' Commission	Veterans' Commission	15.34	6/11/2018
HIPP Temporary Staffing Inc	Contractual/Consulting Services	Information Technologies	Web Technical Services	406.00	6/11/2018
Spillane and Sons Ltd.	Miscellaneous Contractual Exp	Development	Community Dev Block Program	27,628.85	6/11/2018
Spillane and Sons Ltd.	Miscellaneous Contractual Exp	Development	HOME Program	26,500.00	6/11/2018
Spillane and Sons Ltd.	Miscellaneous Contractual Exp	Development	HOME Program	106,300.00	6/11/2018
V3 Construction Group LTD	Grant Pass Thru	Environmental Management	Stormwater Management	16,199.85	6/11/2018
Warehouse Direct Office Products	Office Supplies	WIOA 17	Workforce Development	32.59	6/11/2018
Rodney Adams	Employee Mileage Expense	WIOA 17	Workforce Development	35.75	6/11/2018
Rock Gate Capital, LLC (dba 160 Driving Academy)	DT ITA	WIOA 17	Workforce Development	145.00	6/11/2018
William Abdo	SS Transportation Assistance	WIOA 17	Workforce Development	123.40	6/11/2018
Crystal D. Beu-Kostelaz	SS Transportation Assistance	WIOA 17	Workforce Development	194.89	6/11/2018
Teresa L. Braden	SS Transportation Assistance	WIOA 17	Workforce Development	341.27	6/11/2018
Fatoumata Diallo	SS Transportation Assistance	WIOA 17	Workforce Development	145.23	6/11/2018
Laura Holleman	SS Transportation Assistance	WIOA 17	Workforce Development	152.80	6/11/2018
Jasmine Jones	SS Transportation Assistance	WIOA 17	Workforce Development	458.80	6/11/2018
Fabiola Navarro	SS Transportation Assistance	WIOA 17	Workforce Development	57.76	6/11/2018
Nyree Stewart	SS Transportation Assistance	WIOA 17	Workforce Development	206.01	6/11/2018
Mojisola Ayorinde	SS Other Supportive Services	WIOA 17	Workforce Development	191.00	6/11/2018
Mojisola Ayorinde	SS Other Supportive Services	WIOA 17	Workforce Development	50.00	6/11/2018
Kishwaukee College	Miscellaneous Contractual Exp	WIOA 17	Workforce Development	14,902.01	6/11/2018
Myrna Guerrero	DT ITA	WIOA 17	Workforce Development	447.67	6/11/2018
DeVinci Johnson	DT ITA	WIOA 17	Workforce Development	12.00	6/11/2018
Heather M Penniman	DT ITA	WIOA 17	Workforce Development	676.00	6/11/2018
Rose Reynolds	DT ITA	WIOA 17	Workforce Development	463.20	6/11/2018
Marc St Clair	DT ITA	WIOA 17	Workforce Development	62.00	6/11/2018
Robert Embry	SS Transportation Assistance	WIOA 17	Workforce Development	160.23	6/11/2018
Jamie Colon	DT ITA	WIOA 17	Workforce Development	98.50	6/11/2018
Cheryl Weiler	Employee Mileage Expense	WIOA 17	Workforce Development	37.08	6/11/2018
Gabrielle Brewer	SS Transportation Assistance	WIOA 17	Workforce Development	376.68	6/11/2018
Ketrah Courts	SS Transportation Assistance	WIOA 17	Workforce Development	175.92	6/11/2018
Alyssa Rae Jones	SS Transportation Assistance	WIOA 17	Workforce Development	219.64	6/11/2018
Gabrielle Brewer	SS Other Supportive Services	WIOA 17	Workforce Development	30.00	6/11/2018
Rodney Adams	Employee Mileage Expense	WIOA 17	Workforce Development	53.63	6/11/2018
Microtrain Technologies	DT ITA	WIOA 17	Workforce Development	10,000.00	6/11/2018
Microtrain Technologies	DT ITA	WIOA 17	Workforce Development	9,988.00	6/11/2018

**CLAIMS PAID REPORT JUNE 2018 SUBMITTED FOR COUNTY BOARD APPROVAL**

CLAIMANT/CREDITOR	NATURE OF CLAIM	OFFICIAL/DEPARTMENT	FUND	AMOUNT PAID	DATE PAID
Rock Gate Capital, LLC (dba 160 Driving Acadamy)	DT ITA	WIOA 17	Workforce Development	87.00	6/11/2018
Lu-Ann Dazey	SS Transportation Assistance	WIOA 17	Workforce Development	111.98	6/11/2018
Percennia Hannsberry	SS Transportation Assistance	WIOA 17	Workforce Development	485.24	6/11/2018
Yolaunda Turner	SS Transportation Assistance	WIOA 17	Workforce Development	680.56	6/11/2018
Magda N. Ballines	SS Other Supportive Services	WIOA 17	Workforce Development	144.00	6/11/2018
Kishwaukee College	Miscellaneous Contractual Exp	WIOA 17	Workforce Development	9,934.67	6/11/2018
Directions Training Center	DT ITA	WIOA 17	Workforce Development	10,000.00	6/11/2018
Michael D. Herrington	SS Transportation Assistance	WIOA 17	Workforce Development	119.25	6/11/2018
Cheryl Weiler	Employee Mileage Expense	WIOA 17	Workforce Development	37.07	6/11/2018
Computer Training Source	DT ITA	WIOA 17	Workforce Development	9,779.00	6/11/2018
Illinois Institute of Technology (IIT)	DT ITA	WIOA 17	Workforce Development	2,650.00	6/11/2018
Joel Castillo	SS Transportation Assistance	WIOA 17	Workforce Development	40.95	6/11/2018
Kathleen M. Romero	SS Transportation Assistance	WIOA 17	Workforce Development	193.59	6/11/2018
Heidi Stephenson	SS Transportation Assistance	WIOA 17	Workforce Development	135.04	6/11/2018
Rene Jimenez	SS Transportation Assistance	TAA 16	Workforce Development	29.43	6/11/2018
Benito Mondragon	SS Transportation Assistance	TAA 16	Workforce Development	38.58	6/11/2018
Abel Partida-Cuevas	SS Transportation Assistance	TAA 16	Workforce Development	26.81	6/11/2018
Anne Rimmer	SS Transportation Assistance	TAA 16	Workforce Development	35.32	6/11/2018
Nereida Sanchez	SS Transportation Assistance	TAA 16	Workforce Development	114.46	6/11/2018
Joel Castillo	SS Transportation Assistance	TAA 16	Workforce Development	807.24	6/11/2018
Ali Jablway	SS Transportation Assistance	TAA 16	Workforce Development	185.74	6/11/2018
Sparkle Janitorial Service	Janitorial Services	Operating Pool	Workforce Development	728.61	6/11/2018
Nicor Gas	Utilities- Natural Gas	Operating Pool	Workforce Development	38.70	6/11/2018
ComEd	Utilities- Electric	Operating Pool	Workforce Development	318.56	6/11/2018
AT&T	Telephone	Operating Pool	Workforce Development	109.40	6/11/2018
SHI International Corp	Computer Software- Capital	Other- Countywide Expenses	Capital Projects	930.00	6/11/2018
Gatza Electric, Inc.	Communications Equipment	Other- Countywide Expenses	Capital Projects	3,372.00	6/11/2018
Gatza Electric, Inc.	Miscellaneous Capital Chargeback	Other- Countywide Expenses	Capital Projects	534.00	6/11/2018
Adesta LLC	Contractual/Consulting Services	Development	Mill Creek Special Service Area	3,343.00	6/11/2018
Cornerstone Partners Horticultural Services Co.	Repairs and Maint- Grounds	Development	Mill Creek Special Service Area	5,379.76	6/11/2018
Cornerstone Partners Horticultural Services Co.	Repairs and Maint- Grounds	Development	Mill Creek Special Service Area	14,875.35	6/11/2018
DNM Sealcoating, Inc	Repairs and Maint- Grounds	Development	Mill Creek Special Service Area	325.00	6/11/2018
DNM Sealcoating, Inc	Repairs and Maint- Grounds	Development	Mill Creek Special Service Area	325.00	6/11/2018
DNM Sealcoating, Inc	Repairs and Maint- Grounds	Development	Mill Creek Special Service Area	70.00	6/11/2018
Tri City Land Management Co., LLC	Building Space Rental	Development	Mill Creek Special Service Area	987.68	6/11/2018
Gatza Electric, Inc.	Intersect Lighting Services	Development	Mill Creek Special Service Area	83.00	6/11/2018
William Earle	Postage	Development	Mill Creek Special Service Area	20.10	6/11/2018
Nicor Gas	Utilities- Intersect Lighting	Development	Mill Creek Special Service Area	31.18	6/11/2018
Christopher B. Burke Engineering, Ltd.	Engineering Services	Transportation	Greater Elgin Impact Fees	16,539.58	6/11/2018
Civiltech Engineering Inc	Engineering Services	Transportation	North Impact Fees	92,704.22	6/11/2018
US Bank	Debt Administration Cost	Debt Service	JJC/AJC Refunding Debt Service	450.00	6/11/2018
City of Geneva	Professional Services	Environmental Management	Enterprise Surcharge	39.39	6/11/2018
Fidelity Security Life Insurance Company (Eyemed)	Healthcare - Vision Insurance	Other- Countywide Expenses	Health Insurance Fund	7,181.70	6/11/2018
Cigna Health and Life Insurance Company	Healthcare - Dental Insurance	Other- Countywide Expenses	Health Insurance Fund	62,989.47	6/11/2018
J & K Consultants, Inc.	Healthcare - Medical Expense Reimbursement	Other- Countywide Expenses	Health Insurance Fund	2,259.05	6/11/2018
AT&T	Accrued Liabilities		911 Emergency Surcharge	73.35	6/11/2018
Lauterbach & Amen, LLP	Accrued Liabilities		911 Emergency Surcharge	5,350.00	6/11/2018



**CLAIMS PAID REPORT JUNE 2018 SUBMITTED FOR COUNTY BOARD APPROVAL**

CLAIMANT/CREDITOR	NATURE OF CLAIM	OFFICIAL/DEPARTMENT	FUND	AMOUNT PAID	DATE PAID
Flexible Benefits Service Corporation	Accrued Liabilities		Flexible Spending Account	9,422.44	6/11/2018
Kane County Juror Payable Clearing	Jurors- Circuit Court	Judiciary and Courts	General Fund	3,169.97	6/13/2018
Constellation NewEnergy-Gas Division, LLC	Utilities- Natural Gas	Building Management	General Fund	1,434.79	6/14/2018
Constellation NewEnergy-Gas Division, LLC	Utilities- Natural Gas	Building Management	General Fund	4,357.00	6/14/2018
Constellation NewEnergy-Gas Division, LLC	Utilities- Natural Gas	Building Management	General Fund	2,237.72	6/14/2018
Constellation NewEnergy-Gas Division, LLC	Utilities- Natural Gas	Building Management	General Fund	823.25	6/14/2018
Constellation NewEnergy-Gas Division, LLC	Utilities- Natural Gas	Building Management	General Fund	1,485.85	6/14/2018
Constellation NewEnergy-Gas Division, LLC	Utilities- Natural Gas	Building Management	General Fund	4,348.32	6/14/2018
Constellation NewEnergy-Gas Division, LLC	Utilities- Natural Gas	Transportation	County Highway	971.65	6/14/2018
Kane County Juror Payable Clearing	Jurors- Circuit Court	Judiciary and Courts	General Fund	4,629.89	6/21/2018
Chris Lauzen	Conferences and Meetings	County Board	General Fund	55.00	6/25/2018
Warehouse Direct Office Products	Office Supplies	County Board	General Fund	228.92	6/25/2018
Chris Lauzen	Books and Subscriptions	County Board	General Fund	94.07	6/25/2018
Baker Tilly Virchow Krause, LLP	Certified Audit Contract	Finance	General Fund	13,670.00	6/25/2018
Alarm Detection Systems Inc	Contractual/Consulting Services	Information Technologies	General Fund	630.00	6/25/2018
HIPP Temporary Staffing Inc	Contractual/Consulting Services	Information Technologies	General Fund	1,426.60	6/25/2018
HIPP Temporary Staffing Inc	Contractual/Consulting Services	Information Technologies	General Fund	1,658.91	6/25/2018
Iron Mountain Information Management, LLC	Contractual/Consulting Services	Information Technologies	General Fund	556.73	6/25/2018
Iron Mountain Information Management, LLC	Contractual/Consulting Services	Information Technologies	General Fund	556.73	6/25/2018
Iron Mountain Information Management, LLC	Contractual/Consulting Services	Information Technologies	General Fund	87.53	6/25/2018
Gary Erickson	Conferences and Meetings	Information Technologies	General Fund	16.00	6/25/2018
Fifth Third Bank	Conferences and Meetings	Information Technologies	General Fund	12.93	6/25/2018
Matthew Meyer	Conferences and Meetings	Information Technologies	General Fund	37.59	6/25/2018
Tyler Technologies, Inc. (New World)	Conferences and Meetings	Information Technologies	General Fund	(600.00)	6/25/2018
Gary Erickson	Employee Mileage Expense	Information Technologies	General Fund	115.54	6/25/2018
Kurt D. Lebo	Employee Mileage Expense	Information Technologies	General Fund	14.28	6/25/2018
Fifth Third Bank	Office Supplies	Information Technologies	General Fund	23.99	6/25/2018
Warehouse Direct Office Products	Office Supplies	Information Technologies	General Fund	30.82	6/25/2018
Fifth Third Bank	Computer Related Supplies	Information Technologies	General Fund	33.99	6/25/2018
Fifth Third Bank	Computer Related Supplies	Information Technologies	General Fund	130.62	6/25/2018
Fifth Third Bank	Books and Subscriptions	Information Technologies	General Fund	15.96	6/25/2018
Waste Management of Illinois - West	Disposal and Water Softener Srvs	Building Management	General Fund	269.50	6/25/2018
Fifth Third Bank	Janitorial Services	Building Management	General Fund	109.00	6/25/2018
DNM Sealcoating, Inc	Repairs and Maintenance- Roads	Building Management	General Fund	425.00	6/25/2018
Fifth Third Bank	Repairs and Maintenance- Roads	Building Management	General Fund	560.00	6/25/2018
Alarm Detection Systems Inc	Repairs and Maint- Buildings	Building Management	General Fund	709.41	6/25/2018
Alarm Detection Systems Inc	Repairs and Maint- Buildings	Building Management	General Fund	176.19	6/25/2018
Alarm Detection Systems Inc	Repairs and Maint- Buildings	Building Management	General Fund	203.28	6/25/2018
Alarm Detection Systems Inc	Repairs and Maint- Buildings	Building Management	General Fund	1,139.01	6/25/2018
Alarm Detection Systems Inc	Repairs and Maint- Buildings	Building Management	General Fund	2,005.50	6/25/2018
Alarm Detection Systems Inc	Repairs and Maint- Buildings	Building Management	General Fund	288.00	6/25/2018
Alarm Detection Systems Inc	Repairs and Maint- Buildings	Building Management	General Fund	831.33	6/25/2018
Crescent Electric Supply	Repairs and Maint- Buildings	Building Management	General Fund	12.61	6/25/2018
Feece Oil Company	Repairs and Maint- Buildings	Building Management	General Fund	853.71	6/25/2018
Havlicek Geneva Ace Hardware LLC	Repairs and Maint- Buildings	Building Management	General Fund	32.39	6/25/2018
ILLCO INC	Repairs and Maint- Buildings	Building Management	General Fund	941.91	6/25/2018
Lowe's	Repairs and Maint- Buildings	Building Management	General Fund	40.81	6/25/2018

**CLAIMS PAID REPORT JUNE 2018 SUBMITTED FOR COUNTY BOARD APPROVAL**

CLAIMANT/CREDITOR	NATURE OF CLAIM	OFFICIAL/DEPARTMENT	FUND	AMOUNT PAID	DATE PAID
Menards, Inc.	Repairs and Maint- Buildings	Building Management	General Fund	52.92	6/25/2018
Menards, Inc.	Repairs and Maint- Buildings	Building Management	General Fund	23.22	6/25/2018
Menards, Inc.	Repairs and Maint- Buildings	Building Management	General Fund	51.34	6/25/2018
Menards, Inc.	Repairs and Maint- Buildings	Building Management	General Fund	16.42	6/25/2018
Menards, Inc.	Repairs and Maint- Buildings	Building Management	General Fund	9.96	6/25/2018
Menards, Inc.	Repairs and Maint- Buildings	Building Management	General Fund	126.65	6/25/2018
Menards, Inc.	Repairs and Maint- Buildings	Building Management	General Fund	46.23	6/25/2018
Menards, Inc.	Repairs and Maint- Buildings	Building Management	General Fund	99.26	6/25/2018
Menards, Inc.	Repairs and Maint- Buildings	Building Management	General Fund	142.57	6/25/2018
NAPA Auto Parts - St. Charles	Repairs and Maint- Buildings	Building Management	General Fund	55.49	6/25/2018
NAPA Auto Parts - St. Charles	Repairs and Maint- Buildings	Building Management	General Fund	55.49	6/25/2018
Sherwin Williams	Repairs and Maint- Buildings	Building Management	General Fund	6.80	6/25/2018
Sherwin Williams	Repairs and Maint- Buildings	Building Management	General Fund	3.65	6/25/2018
Smithereen Pest Management Services	Repairs and Maint- Buildings	Building Management	General Fund	41.00	6/25/2018
RentalMax LLC (Saint Charles)	Equipment Rental	Building Management	General Fund	309.12	6/25/2018
RentalMax LLC (Saint Charles)	Equipment Rental	Building Management	General Fund	113.12	6/25/2018
Feece Oil Company	Repairs and Maint- Vehicles	Building Management	General Fund	104.82	6/25/2018
Fifth Third Bank	Repairs and Maint- Vehicles	Building Management	General Fund	100.00	6/25/2018
Batavia Instant Print Inc	General Printing	Building Management	General Fund	1,624.78	6/25/2018
Batavia Instant Print Inc	General Printing	Building Management	General Fund	191.50	6/25/2018
CENVEO Inc	General Printing	Building Management	General Fund	394.60	6/25/2018
Veritiv Operating Company	Printing Supplies	Building Management	General Fund	1,545.00	6/25/2018
Alarm Detection Systems Inc	Repairs and Maint- Buildings	Building Management	General Fund	180.00	6/25/2018
ILLCO INC	Repairs and Maint- Buildings	Building Management	General Fund	113.40	6/25/2018
Lowes	Repairs and Maint- Buildings	Building Management	General Fund	12.27	6/25/2018
Lowes	Repairs and Maint- Buildings	Building Management	General Fund	84.39	6/25/2018
Lowes	Repairs and Maint- Buildings	Building Management	General Fund	6.42	6/25/2018
Lowes	Repairs and Maint- Buildings	Building Management	General Fund	25.26	6/25/2018
Lowes	Repairs and Maint- Buildings	Building Management	General Fund	24.85	6/25/2018
Lowes	Repairs and Maint- Buildings	Building Management	General Fund	23.47	6/25/2018
Lowes	Repairs and Maint- Buildings	Building Management	General Fund	9.22	6/25/2018
Menards, Inc.	Repairs and Maint- Buildings	Building Management	General Fund	50.31	6/25/2018
Menards, Inc.	Repairs and Maint- Buildings	Building Management	General Fund	84.16	6/25/2018
Menards, Inc.	Repairs and Maint- Buildings	Building Management	General Fund	15.98	6/25/2018
Menards, Inc.	Repairs and Maint- Buildings	Building Management	General Fund	141.08	6/25/2018
Pittsburgh Paints (PPG Architectural Finishes LLC)	Repairs and Maint- Buildings	Building Management	General Fund	3.98	6/25/2018
Pittsburgh Paints (PPG Architectural Finishes LLC)	Repairs and Maint- Buildings	Building Management	General Fund	7.59	6/25/2018
Pittsburgh Paints (PPG Architectural Finishes LLC)	Repairs and Maint- Buildings	Building Management	General Fund	7.83	6/25/2018
Sherwin Williams	Repairs and Maint- Buildings	Building Management	General Fund	159.64	6/25/2018
Smithereen Pest Management Services	Repairs and Maint- Buildings	Building Management	General Fund	31.00	6/25/2018
Alarm Detection Systems Inc	Repairs and Maint- Buildings	Building Management	General Fund	593.79	6/25/2018
Havlicek Geneva Ace Hardware LLC	Repairs and Maint- Buildings	Building Management	General Fund	5.39	6/25/2018
Lowes	Repairs and Maint- Buildings	Building Management	General Fund	11.38	6/25/2018
Lowes	Repairs and Maint- Buildings	Building Management	General Fund	5.64	6/25/2018
Lowes	Repairs and Maint- Buildings	Building Management	General Fund	8.53	6/25/2018
Lowes	Repairs and Maint- Buildings	Building Management	General Fund	15.48	6/25/2018
Menards, Inc.	Repairs and Maint- Buildings	Building Management	General Fund	116.48	6/25/2018

**CLAIMS PAID REPORT JUNE 2018 SUBMITTED FOR COUNTY BOARD APPROVAL**

CLAIMANT/CREDITOR	NATURE OF CLAIM	OFFICIAL/DEPARTMENT	FUND	AMOUNT PAID	DATE PAID
Smithereen Pest Management Services	Repairs and Maint- Buildings	Building Management	General Fund	46.00	6/25/2018
Lowe's	Repairs and Maint- Grounds	Building Management	General Fund	316.20	6/25/2018
Black Gold Septic Inc	Grease Trap- Septic Services	Building Management	General Fund	500.00	6/25/2018
Feece Oil Company	Repairs and Maint- Buildings	Building Management	General Fund	394.66	6/25/2018
Smithereen Pest Management Services	Repairs and Maint- Buildings	Building Management	General Fund	62.00	6/25/2018
Ace Hardware-Aurora/Batavia	Repairs and Maint- Buildings	Building Management	General Fund	25.98	6/25/2018
Cipher Technology Solutions Inc (CTS of Illinois)	Repairs and Maint- Buildings	Building Management	General Fund	120.00	6/25/2018
Menards, Inc.	Repairs and Maint- Buildings	Building Management	General Fund	28.72	6/25/2018
Nicor Gas	Utilities- Natural Gas	Building Management	General Fund	114.59	6/25/2018
Nicor Gas	Utilities- Natural Gas	Building Management	General Fund	54.08	6/25/2018
Alarm Detection Systems Inc	Repairs and Maint- Buildings	Building Management	General Fund	645.57	6/25/2018
Alarm Detection Systems Inc	Repairs and Maint- Buildings	Building Management	General Fund	673.77	6/25/2018
Havlicek Geneva Ace Hardware LLC	Repairs and Maint- Buildings	Building Management	General Fund	28.40	6/25/2018
Havlicek Geneva Ace Hardware LLC	Repairs and Maint- Buildings	Building Management	General Fund	19.37	6/25/2018
Lowe's	Repairs and Maint- Buildings	Building Management	General Fund	29.07	6/25/2018
Menards, Inc.	Repairs and Maint- Buildings	Building Management	General Fund	9.75	6/25/2018
Menards, Inc.	Repairs and Maint- Buildings	Building Management	General Fund	7.99	6/25/2018
Sherwin Williams	Repairs and Maint- Buildings	Building Management	General Fund	28.52	6/25/2018
Smithereen Pest Management Services	Repairs and Maint- Buildings	Building Management	General Fund	26.00	6/25/2018
Smithereen Pest Management Services	Repairs and Maint- Buildings	Building Management	General Fund	26.00	6/25/2018
Smithereen Pest Management Services	Repairs and Maint- Buildings	Building Management	General Fund	41.00	6/25/2018
The Tree House Inc	Operating Supplies	Building Management	General Fund	188.10	6/25/2018
City of Geneva	Utilities- Sewer	Building Management	General Fund	112.99	6/25/2018
City of Geneva	Utilities- Water	Building Management	General Fund	180.08	6/25/2018
City of Geneva	Utilities- Electric	Building Management	General Fund	156.10	6/25/2018
City of Geneva	Utilities- Electric	Building Management	General Fund	717.40	6/25/2018
City of Geneva	Utilities- Electric	Building Management	General Fund	4,745.25	6/25/2018
City of Geneva	Utilities- Electric	Building Management	General Fund	116.15	6/25/2018
Alarm Detection Systems Inc	Repairs and Maint- Buildings	Building Management	General Fund	315.93	6/25/2018
Fifth Third Bank	Repairs and Maint- Buildings	Building Management	General Fund	189.50	6/25/2018
Grainger Inc	Repairs and Maint- Buildings	Building Management	General Fund	78.30	6/25/2018
ILLCO INC	Repairs and Maint- Buildings	Building Management	General Fund	313.19	6/25/2018
Illinois Lighting Inc	Repairs and Maint- Buildings	Building Management	General Fund	229.00	6/25/2018
Illinois Lighting Inc	Repairs and Maint- Buildings	Building Management	General Fund	229.00	6/25/2018
Lowe's	Repairs and Maint- Buildings	Building Management	General Fund	25.03	6/25/2018
Lowe's	Repairs and Maint- Buildings	Building Management	General Fund	12.81	6/25/2018
Menards, Inc.	Repairs and Maint- Buildings	Building Management	General Fund	22.98	6/25/2018
Menards, Inc.	Repairs and Maint- Buildings	Building Management	General Fund	121.79	6/25/2018
NAPA Auto Parts - St. Charles	Repairs and Maint- Buildings	Building Management	General Fund	39.99	6/25/2018
Smithereen Pest Management Services	Repairs and Maint- Buildings	Building Management	General Fund	72.00	6/25/2018
NAPA Auto Parts - St. Charles	Repairs and Maint- Equipment	Building Management	General Fund	87.98	6/25/2018
HP Products A Ferguson Enterprise	Cleaning Supplies	Building Management	General Fund	69.15	6/25/2018
Performance Chemical & Supply	Cleaning Supplies	Building Management	General Fund	855.96	6/25/2018
Batavia Enterprises, Inc	Building Lease	Building Management	General Fund	10,816.00	6/25/2018
Identisys, Inc.	Miscellaneous Contractual Exp	Human Resource Management	General Fund	482.00	6/25/2018
Kane County Regional Office of Education	Miscellaneous Contractual Exp	Human Resource Management	General Fund	600.00	6/25/2018
Phoenix Staffing & Management Systems	Miscellaneous Contractual Exp	Human Resource Management	General Fund	748.30	6/25/2018

**CLAIMS PAID REPORT JUNE 2018 SUBMITTED FOR COUNTY BOARD APPROVAL**

CLAIMANT/CREDITOR	NATURE OF CLAIM	OFFICIAL/DEPARTMENT	FUND	AMOUNT PAID	DATE PAID
Phoenix Staffing & Management Systems	Miscellaneous Contractual Exp	Human Resource Management	General Fund	684.16	6/25/2018
Toshiba Business Solutions, Inc.	Repairs and Maint- Copiers	County Auditor	General Fund	7.89	6/25/2018
Fifth Third Bank	Conferences and Meetings	County Auditor	General Fund	878.87	6/25/2018
AICPA-American Institute of CPA	General Association Dues	County Auditor	General Fund	275.00	6/25/2018
Fifth Third Bank	General Association Dues	County Auditor	General Fund	435.00	6/25/2018
The Tree House Inc	Office Supplies	County Auditor	General Fund	153.25	6/25/2018
Warehouse Direct Office Products	Office Supplies	County Auditor	General Fund	57.72	6/25/2018
Toshiba Business Solutions, Inc.	Repairs and Maint- Copiers	Treasurer/Collector	General Fund	9.82	6/25/2018
Chicago Tribune	General Printing	Treasurer/Collector	General Fund	545.49	6/25/2018
Paddock Publications (Daily Herald)	General Printing	Treasurer/Collector	General Fund	424.67	6/25/2018
Shaw Media	General Printing	Treasurer/Collector	General Fund	4,051.53	6/25/2018
Ready Refresh by Nestle (Ice Mountain)	Office Supplies	Treasurer/Collector	General Fund	37.43	6/25/2018
Warehouse Direct Office Products	Office Supplies	Treasurer/Collector	General Fund	49.24	6/25/2018
Paddock Publications (Daily Herald)	Legal Printing	Supervisor of Assessments	General Fund	7,282.60	6/25/2018
Shaw Media	Legal Printing	Supervisor of Assessments	General Fund	827.60	6/25/2018
Mark D. Armstrong	Conferences and Meetings	Supervisor of Assessments	General Fund	154.02	6/25/2018
Illinois GIS Association (ILGISA)	Conferences and Meetings	Supervisor of Assessments	General Fund	350.00	6/25/2018
Mark D. Armstrong	Employee Training	Supervisor of Assessments	General Fund	159.00	6/25/2018
Mark D. Armstrong	Employee Mileage Expense	Supervisor of Assessments	General Fund	228.80	6/25/2018
Jennifer A. Fiene	Employee Mileage Expense	Supervisor of Assessments	General Fund	32.48	6/25/2018
J. P. Cooke Company	Office Supplies	Supervisor of Assessments	General Fund	85.55	6/25/2018
Warehouse Direct Office Products	Office Supplies	Supervisor of Assessments	General Fund	38.88	6/25/2018
Warehouse Direct Office Products	Office Supplies	Supervisor of Assessments	General Fund	31.36	6/25/2018
Fifth Third Bank	Legal Printing	County Clerk	General Fund	345.99	6/25/2018
Paddock Publications (Daily Herald)	Legal Printing	County Clerk	General Fund	28.75	6/25/2018
The Tree House Inc	Computer Related Supplies	County Clerk	General Fund	160.95	6/25/2018
Fifth Third Bank	Books and Subscriptions	County Clerk	General Fund	15.96	6/25/2018
Alarm Detection Systems Inc	Security Services	County Clerk	General Fund	581.28	6/25/2018
Fifth Third Bank	Conferences and Meetings	County Clerk	General Fund	495.00	6/25/2018
Int'l Assn of Government Officials (NACRC) (IGO)	Conferences and Meetings	County Clerk	General Fund	990.00	6/25/2018
Brett J. Feltes	Employee Mileage Expense	County Clerk	General Fund	27.79	6/25/2018
Menards, Inc.	Operating Supplies	County Clerk	General Fund	545.87	6/25/2018
Warehouse Direct Office Products	Operating Supplies	County Clerk	General Fund	89.90	6/25/2018
GHA Technologies Inc	Computer Related Supplies	County Clerk	General Fund	345.72	6/25/2018
GHA Technologies Inc	Computer Related Supplies	County Clerk	General Fund	(89.95)	6/25/2018
GHA Technologies Inc	Computer Related Supplies	County Clerk	General Fund	(94.14)	6/25/2018
Hart Intercivic Inc	Voting Systems and Accessories	County Clerk	General Fund	173,255.00	6/25/2018
Hart Intercivic Inc	Voting Systems and Accessories	County Clerk	General Fund	17,195.00	6/25/2018
Hart Intercivic Inc	Voting Systems and Accessories	County Clerk	General Fund	13,815.00	6/25/2018
VR Systems Inc	Voting Systems and Accessories	County Clerk	General Fund	5,450.00	6/25/2018
DAVID C KING	Employee Mileage Expense	Recorder	General Fund	33.25	6/25/2018
Source One Office Products	Office Supplies	Recorder	General Fund	161.10	6/25/2018
Just In Time Sandwich & Deli Inc	Jurors' Expense	Judiciary and Courts	General Fund	3,294.53	6/25/2018
Just In Time Sandwich & Deli Inc	Jurors' Expense	Judiciary and Courts	General Fund	338.25	6/25/2018
Papa Saverio's Pizza c/o Geneva Pizza Inc.	Jurors' Expense	Judiciary and Courts	General Fund	105.51	6/25/2018
Dana D. Bollman	Per Diem Expense	Judiciary and Courts	General Fund	100.00	6/25/2018
Mariann L Busch	Per Diem Expense	Judiciary and Courts	General Fund	100.00	6/25/2018

**CLAIMS PAID REPORT JUNE 2018 SUBMITTED FOR COUNTY BOARD APPROVAL**

CLAIMANT/CREDITOR	NATURE OF CLAIM	OFFICIAL/DEPARTMENT	FUND	AMOUNT PAID	DATE PAID
MaryJo D'Avola	Per Diem Expense	Judiciary and Courts	General Fund	100.00	6/25/2018
Jeanine Fassnacht	Per Diem Expense	Judiciary and Courts	General Fund	100.00	6/25/2018
Debra P Hogan	Per Diem Expense	Judiciary and Courts	General Fund	988.00	6/25/2018
Kobald Reporting Inc	Per Diem Expense	Judiciary and Courts	General Fund	313.50	6/25/2018
Kobald Reporting Inc	Per Diem Expense	Judiciary and Courts	General Fund	300.00	6/25/2018
Translation Today Network Inc	Per Diem Expense	Judiciary and Courts	General Fund	347.44	6/25/2018
Translation Today Network Inc	Per Diem Expense	Judiciary and Courts	General Fund	489.49	6/25/2018
Translation Today Network Inc	Per Diem Expense	Judiciary and Courts	General Fund	365.23	6/25/2018
Translation Today Network Inc	Per Diem Expense	Judiciary and Courts	General Fund	527.32	6/25/2018
Translation Today Network Inc	Per Diem Expense	Judiciary and Courts	General Fund	294.62	6/25/2018
Translation Today Network Inc	Per Diem Expense	Judiciary and Courts	General Fund	282.89	6/25/2018
Voiance Language Services, LLC	Per Diem Expense	Judiciary and Courts	General Fund	191.07	6/25/2018
Marisol Akin	Contractual/Consulting Services	Judiciary and Courts	General Fund	56.00	6/25/2018
Kara Botello	Contractual/Consulting Services	Judiciary and Courts	General Fund	3,360.00	6/25/2018
Maria A. Castillo	Contractual/Consulting Services	Judiciary and Courts	General Fund	322.00	6/25/2018
First Responders Wellness Center, LLC	Contractual/Consulting Services	Judiciary and Courts	General Fund	255.00	6/25/2018
First Responders Wellness Center, LLC	Contractual/Consulting Services	Judiciary and Courts	General Fund	276.25	6/25/2018
First Responders Wellness Center, LLC	Contractual/Consulting Services	Judiciary and Courts	General Fund	127.50	6/25/2018
Interlate Systems Inc	Contractual/Consulting Services	Judiciary and Courts	General Fund	1,236.56	6/25/2018
Interlate Systems Inc	Contractual/Consulting Services	Judiciary and Courts	General Fund	1,057.63	6/25/2018
Interlate Systems Inc	Contractual/Consulting Services	Judiciary and Courts	General Fund	133.07	6/25/2018
Interlate Systems Inc	Contractual/Consulting Services	Judiciary and Courts	General Fund	1,096.86	6/25/2018
Interlate Systems Inc	Contractual/Consulting Services	Judiciary and Courts	General Fund	133.07	6/25/2018
Interlate Systems Inc	Contractual/Consulting Services	Judiciary and Courts	General Fund	996.94	6/25/2018
Interlate Systems Inc	Contractual/Consulting Services	Judiciary and Courts	General Fund	989.53	6/25/2018
Interlate Systems Inc	Contractual/Consulting Services	Judiciary and Courts	General Fund	990.38	6/25/2018
Interlate Systems Inc	Contractual/Consulting Services	Judiciary and Courts	General Fund	774.52	6/25/2018
Interlate Systems Inc	Contractual/Consulting Services	Judiciary and Courts	General Fund	840.07	6/25/2018
Language Line Services	Contractual/Consulting Services	Judiciary and Courts	General Fund	367.68	6/25/2018
Susana J. Larranaga	Contractual/Consulting Services	Judiciary and Courts	General Fund	1,725.00	6/25/2018
Maria Rodriguez	Contractual/Consulting Services	Judiciary and Courts	General Fund	364.00	6/25/2018
Sylvia Shadab	Contractual/Consulting Services	Judiciary and Courts	General Fund	931.00	6/25/2018
Translation Today Network Inc	Contractual/Consulting Services	Judiciary and Courts	General Fund	278.98	6/25/2018
Translation Today Network Inc	Contractual/Consulting Services	Judiciary and Courts	General Fund	214.62	6/25/2018
Translation Today Network Inc	Contractual/Consulting Services	Judiciary and Courts	General Fund	317.44	6/25/2018
Translation Today Network Inc	Contractual/Consulting Services	Judiciary and Courts	General Fund	3,745.34	6/25/2018
Translation Today Network Inc	Contractual/Consulting Services	Judiciary and Courts	General Fund	530.82	6/25/2018
Translation Today Network Inc	Contractual/Consulting Services	Judiciary and Courts	General Fund	232.88	6/25/2018
Translation Today Network Inc	Contractual/Consulting Services	Judiciary and Courts	General Fund	249.38	6/25/2018
Translation Today Network Inc	Contractual/Consulting Services	Judiciary and Courts	General Fund	148.34	6/25/2018
Black Gold Septic Inc	Repairs and Maint- Equipment	Judiciary and Courts	General Fund	205.00	6/25/2018
Canon Solutions America Inc	Repairs and Maint- Equipment	Judiciary and Courts	General Fund	59.08	6/25/2018
Canon Solutions America Inc	Repairs and Maint- Equipment	Judiciary and Courts	General Fund	44.81	6/25/2018
Gordon Flesch Company Inc	Repairs and Maint- Equipment	Judiciary and Courts	General Fund	54.62	6/25/2018
De Lage Landen Financial Services, Inc.	Equipment Rental	Judiciary and Courts	General Fund	125.00	6/25/2018
Gordon Flesch Company Inc	Equipment Rental	Judiciary and Courts	General Fund	562.00	6/25/2018
Toshiba Financial Services	Equipment Rental	Judiciary and Courts	General Fund	642.16	6/25/2018



**CLAIMS PAID REPORT JUNE 2018 SUBMITTED FOR COUNTY BOARD APPROVAL**

CLAIMANT/CREDITOR	NATURE OF CLAIM	OFFICIAL/DEPARTMENT	FUND	AMOUNT PAID	DATE PAID
Just In Time Sandwich & Deli Inc	Conferences and Meetings	Judiciary and Courts	General Fund	54.70	6/25/2018
Frank's Employment Inc (Frank's Temporaries)	Miscellaneous Contractual Exp	Judiciary and Courts	General Fund	136.50	6/25/2018
Herbert L Jamison & Co, LLC	Miscellaneous Contractual Exp	Judiciary and Courts	General Fund	1,945.00	6/25/2018
Candace A Miller	Miscellaneous Contractual Exp	Judiciary and Courts	General Fund	767.81	6/25/2018
Ready Refresh by Nestle (Ice Mountain)	Miscellaneous Contractual Exp	Judiciary and Courts	General Fund	120.59	6/25/2018
Warehouse Direct Office Products	Office Supplies	Judiciary and Courts	General Fund	22.67	6/25/2018
Warehouse Direct Office Products	Office Supplies	Judiciary and Courts	General Fund	21.69	6/25/2018
Document Imaging Dimensions, Inc.	Operating Supplies	Judiciary and Courts	General Fund	207.00	6/25/2018
Northeast IL Circuit Clerk Assn	General Association Dues	Circuit Clerk	General Fund	300.00	6/25/2018
Fifth Third Bank	Office Supplies	Circuit Clerk	General Fund	99.99	6/25/2018
Fifth Third Bank	Office Supplies	Circuit Clerk	General Fund	109.99	6/25/2018
Fifth Third Bank	Office Supplies	Circuit Clerk	General Fund	39.97	6/25/2018
Thomson Reuters GRC Inc. (West Government)	Books and Subscriptions	Circuit Clerk	General Fund	438.00	6/25/2018
Thomson Reuters GRC Inc. (West Government)	Books and Subscriptions	Circuit Clerk	General Fund	488.00	6/25/2018
Lindsay Phillips	Employee Mileage Expense	Circuit Clerk	General Fund	38.70	6/25/2018
Jill S. Boynton	Employee Mileage Expense	Circuit Clerk	General Fund	43.60	6/25/2018
Nancy Campeggio	Employee Mileage Expense	Circuit Clerk	General Fund	49.05	6/25/2018
Kathy Gordon Lamb	Employee Mileage Expense	Circuit Clerk	General Fund	100.83	6/25/2018
Penny Lange	Employee Mileage Expense	Circuit Clerk	General Fund	55.05	6/25/2018
Janice Smith	Employee Mileage Expense	Circuit Clerk	General Fund	39.78	6/25/2018
Statewide Publishing, LLC	Legal Services	Circuit Clerk	General Fund	66.00	6/25/2018
Statewide Publishing, LLC	Legal Services	Circuit Clerk	General Fund	66.00	6/25/2018
Skillpath Seminars	Employee Training	Circuit Clerk	General Fund	199.00	6/25/2018
Alarm Detection Systems Inc	Repairs and Maint- Equipment	Circuit Clerk	General Fund	1,384.68	6/25/2018
Fifth Third Bank	Office Supplies	Circuit Clerk	General Fund	17.45	6/25/2018
Fifth Third Bank	Office Supplies	Circuit Clerk	General Fund	99.99	6/25/2018
Fifth Third Bank	Office Supplies	Circuit Clerk	General Fund	110.00	6/25/2018
Fifth Third Bank	Office Supplies	Circuit Clerk	General Fund	91.17	6/25/2018
Thomson Reuters GRC Inc. (West Government)	Contractual/Consulting Services	State's Attorney	General Fund	3,177.89	6/25/2018
Thomson Reuters GRC Inc. (West Government)	Contractual/Consulting Services	State's Attorney	General Fund	1,304.81	6/25/2018
Shaw Media	Legal Trial Notices	State's Attorney	General Fund	1,884.12	6/25/2018
	Witness Costs	State's Attorney	General Fund	1,595.20	6/25/2018
	Witness Costs	State's Attorney	General Fund	24.00	6/25/2018
	Witness Costs	State's Attorney	General Fund	496.80	6/25/2018
Jeanine Fassnacht	Court Reporter Costs	State's Attorney	General Fund	312.00	6/25/2018
G.L. Denson, Inc.	Court Reporter Costs	State's Attorney	General Fund	39.00	6/25/2018
Kobald Reporting Inc	Court Reporter Costs	State's Attorney	General Fund	1,456.00	6/25/2018
Kobald Reporting Inc	Court Reporter Costs	State's Attorney	General Fund	33.00	6/25/2018
Kathleen LeComte	Court Reporter Costs	State's Attorney	General Fund	20.00	6/25/2018
Lisa Court Reporting Inc	Court Reporter Costs	State's Attorney	General Fund	1,404.00	6/25/2018
Lisa Court Reporting Inc	Court Reporter Costs	State's Attorney	General Fund	199.50	6/25/2018
Martina M. Ralls	Court Reporter Costs	State's Attorney	General Fund	756.00	6/25/2018
Martina M. Ralls	Court Reporter Costs	State's Attorney	General Fund	1,520.00	6/25/2018
Debra DK. Schweer	Court Reporter Costs	State's Attorney	General Fund	20.00	6/25/2018
Chicago Office Technology Group (COTG)	Repairs and Maint- Copiers	State's Attorney	General Fund	301.09	6/25/2018
Gordon Flesch Company Inc	Repairs and Maint- Copiers	State's Attorney	General Fund	125.97	6/25/2018
Impact Networking, LLC	Repairs and Maint- Copiers	State's Attorney	General Fund	699.60	6/25/2018

**CLAIMS PAID REPORT JUNE 2018 SUBMITTED FOR COUNTY BOARD APPROVAL**

CLAIMANT/CREDITOR	NATURE OF CLAIM	OFFICIAL/DEPARTMENT	FUND	AMOUNT PAID	DATE PAID
Impact Networking, LLC	Repairs and Maint- Copiers	State's Attorney	General Fund	770.66	6/25/2018
Impact Networking, LLC	Repairs and Maint- Copiers	State's Attorney	General Fund	404.89	6/25/2018
Impact Networking, LLC	Repairs and Maint- Copiers	State's Attorney	General Fund	770.66	6/25/2018
Impact Networking, LLC	Repairs and Maint- Copiers	State's Attorney	General Fund	14.43	6/25/2018
Ed's Auto Repair Inc	Repairs and Maint- Vehicles	State's Attorney	General Fund	365.25	6/25/2018
Jiffy Lube (Sound Billing LLC)	Repairs and Maint- Vehicles	State's Attorney	General Fund	35.80	6/25/2018
Catherine Bellario	Conferences and Meetings	State's Attorney	General Fund	64.00	6/25/2018
Andrew Whitfield	Employee Training	State's Attorney	General Fund	23.50	6/25/2018
Julia Alderman	Law Enforcement Training	State's Attorney	General Fund	512.00	6/25/2018
James M. Black	Law Enforcement Training	State's Attorney	General Fund	371.02	6/25/2018
Colleen E. Ceh Becvar	Law Enforcement Training	State's Attorney	General Fund	300.00	6/25/2018
Lisa D. Curran	Law Enforcement Training	State's Attorney	General Fund	393.28	6/25/2018
Fifth Third Bank	Law Enforcement Training	State's Attorney	General Fund	673.62	6/25/2018
Stephanie A. Hawotte	Law Enforcement Training	State's Attorney	General Fund	350.00	6/25/2018
JFSW Inc	Law Enforcement Training	State's Attorney	General Fund	406.18	6/25/2018
Kaitlin E. Kerstetter	Law Enforcement Training	State's Attorney	General Fund	27.66	6/25/2018
Rachel E. Martindale (Rippie)	Law Enforcement Training	State's Attorney	General Fund	439.20	6/25/2018
John E. Mundt	Law Enforcement Training	State's Attorney	General Fund	351.00	6/25/2018
Douglas Rashkow	Law Enforcement Training	State's Attorney	General Fund	900.00	6/25/2018
Anthony Robert Rigano	Law Enforcement Training	State's Attorney	General Fund	500.00	6/25/2018
Tina Shelley	Law Enforcement Training	State's Attorney	General Fund	397.86	6/25/2018
Dawn Troost	Law Enforcement Training	State's Attorney	General Fund	141.34	6/25/2018
Chris Nelson	Employee Mileage Expense	State's Attorney	General Fund	16.50	6/25/2018
Fifth Third Bank	General Association Dues	State's Attorney	General Fund	416.00	6/25/2018
Fifth Third Bank	Office Supplies	State's Attorney	General Fund	8.99	6/25/2018
Fast Frame	Operating Supplies	State's Attorney	General Fund	118.50	6/25/2018
Fifth Third Bank	Operating Supplies	State's Attorney	General Fund	828.14	6/25/2018
Genesis Technologies Inc.	Computer Software- Non Capital	State's Attorney	General Fund	1,491.76	6/25/2018
	Trials and Costs of Hearing	Public Defender	General Fund	49.79	6/25/2018
	Trials and Costs of Hearing	Public Defender	General Fund	594.40	6/25/2018
	Trials and Costs of Hearing	Public Defender	General Fund	2,000.00	6/25/2018
	Trials and Costs of Hearing	Public Defender	General Fund	37.50	6/25/2018
	Trials and Costs of Hearing	Public Defender	General Fund	33.00	6/25/2018
Chicago Office Technology Group (COTG)	Repairs and Maint- Copiers	Public Defender	General Fund	5.95	6/25/2018
Fifth Third Bank	Employee Training	Public Defender	General Fund	(300.71)	6/25/2018
Fifth Third Bank	Employee Training	Public Defender	General Fund	1,314.50	6/25/2018
Nicholas Feda	Attorney Association Dues	Public Defender	General Fund	260.00	6/25/2018
National Association for Public Defense	Attorney Association Dues	Public Defender	General Fund	150.00	6/25/2018
Cipher Technology Solutions Inc (CTS of Illinois)	Miscellaneous Contractual Exp	Public Defender	General Fund	75.00	6/25/2018
Brenda Willett	Miscellaneous Contractual Exp	Public Defender	General Fund	50.00	6/25/2018
Brenda Willett	Miscellaneous Contractual Exp	Public Defender	General Fund	50.00	6/25/2018
Brenda Willett	Miscellaneous Contractual Exp	Public Defender	General Fund	50.00	6/25/2018
Fifth Third Bank	Office Supplies	Public Defender	General Fund	31.50	6/25/2018
Warehouse Direct Office Products	Office Supplies	Public Defender	General Fund	109.45	6/25/2018
Warehouse Direct Office Products	Office Supplies	Public Defender	General Fund	400.89	6/25/2018
Warehouse Direct Office Products	Office Supplies	Public Defender	General Fund	(55.00)	6/25/2018
Fifth Third Bank	Books and Subscriptions	Public Defender	General Fund	310.00	6/25/2018

**CLAIMS PAID REPORT JUNE 2018 SUBMITTED FOR COUNTY BOARD APPROVAL**

CLAIMANT/CREDITOR	NATURE OF CLAIM	OFFICIAL/DEPARTMENT	FUND	AMOUNT PAID	DATE PAID
Fifth Third Bank	Books and Subscriptions	Public Defender	General Fund	22.98	6/25/2018
Thomson Reuters GRC Inc. (West Government)	Books and Subscriptions	Public Defender	General Fund	1,810.50	6/25/2018
Thomson Reuters GRC Inc. (West Government)	Books and Subscriptions	Public Defender	General Fund	710.52	6/25/2018
Thomson Reuters GRC Inc. (West Government)	Books and Subscriptions	Public Defender	General Fund	2,821.67	6/25/2018
Fifth Third Bank	Repairs and Maint- Vehicles	Sheriff	General Fund	310.11	6/25/2018
Fifth Third Bank	Conferences and Meetings	Sheriff	General Fund	35.00	6/25/2018
Fifth Third Bank	Employee Training	Sheriff	General Fund	1,554.93	6/25/2018
Fifth Third Bank	Employee Training	Sheriff	General Fund	1,196.50	6/25/2018
Fifth Third Bank	Office Supplies	Sheriff	General Fund	128.86	6/25/2018
Fifth Third Bank	Operating Supplies	Sheriff	General Fund	308.84	6/25/2018
Fifth Third Bank	Operating Supplies	Sheriff	General Fund	1,018.60	6/25/2018
Fifth Third Bank	Operating Supplies	Sheriff	General Fund	400.46	6/25/2018
Alarm Detection Systems Inc	Miscellaneous Contractual Exp	Sheriff	General Fund	165.00	6/25/2018
Fifth Third Bank	Food	Sheriff	General Fund	40.61	6/25/2018
Civic Research Institute, Inc.	Books and Subscriptions	Court Services	General Fund	149.95	6/25/2018
Civic Research Institute, Inc.	Books and Subscriptions	Court Services	General Fund	99.95	6/25/2018
Eco-Clean Maintenance, Inc.	Janitorial Services	Court Services	General Fund	74.70	6/25/2018
Alarm Detection Systems Inc	Equipment Rental	Court Services	General Fund	444.63	6/25/2018
Firestone Tire & Service Center	Repairs and Maint- Vehicles	Court Services	General Fund	7.79	6/25/2018
Firestone Tire & Service Center	Repairs and Maint- Vehicles	Court Services	General Fund	55.49	6/25/2018
Ready Refresh by Nestle (Ice Mountain)	Miscellaneous Contractual Exp	Court Services	General Fund	1.98	6/25/2018
Warehouse Direct Office Products	Office Supplies	Court Services	General Fund	33.56	6/25/2018
Fifth Third Bank	Operating Supplies	Court Services	General Fund	250.00	6/25/2018
Genesis Technologies Inc.	Computer Related Supplies	Court Services	General Fund	286.74	6/25/2018
Genesis Technologies Inc.	Computer Related Supplies	Court Services	General Fund	362.22	6/25/2018
Fifth Third Bank	Postage	Court Services	General Fund	47.00	6/25/2018
Association for Individual Development (AID)	Psychological/Psychiatric Svcs	Court Services	General Fund	1,670.00	6/25/2018
Ecker Center for Mental Health	Psychological/Psychiatric Svcs	Court Services	General Fund	1,670.00	6/25/2018
Gateway Foundation	Psychological/Psychiatric Svcs	Court Services	General Fund	1,670.00	6/25/2018
Redwood Toxicology Inc.	Lab Services	Court Services	General Fund	312.90	6/25/2018
Eco-Clean Maintenance, Inc.	Janitorial Services	Court Services	General Fund	74.70	6/25/2018
Alarm Detection Systems Inc	Equipment Rental	Court Services	General Fund	1,358.31	6/25/2018
Ready Refresh by Nestle (Ice Mountain)	Miscellaneous Contractual Exp	Court Services	General Fund	48.77	6/25/2018
Julie Goodwick	Operating Supplies	Court Services	General Fund	43.94	6/25/2018
Lakeside for Children	Juvenile Board and Care	Court Services	General Fund	7,130.00	6/25/2018
Advanced Correctional Healthcare	Medical/Dental/Hospital Services	Court Services	General Fund	26,118.64	6/25/2018
Advanced Correctional Healthcare	Medical/Dental/Hospital Services	Court Services	General Fund	60.00	6/25/2018
Convergint Technologies LLC	Repairs and Maint- Comm Equip	Court Services	General Fund	833.00	6/25/2018
Warehouse Direct Office Products	Office Supplies	Court Services	General Fund	292.32	6/25/2018
Fifth Third Bank	Operating Supplies	Court Services	General Fund	(10.71)	6/25/2018
Uline	Operating Supplies	Court Services	General Fund	475.48	6/25/2018
Uline	Operating Supplies	Court Services	General Fund	(475.48)	6/25/2018
Uline	Operating Supplies	Court Services	General Fund	407.48	6/25/2018
Genesis Technologies Inc.	Computer Related Supplies	Court Services	General Fund	492.63	6/25/2018
Fifth Third Bank	Healthy Food Initiative Supplies	Court Services	General Fund	(160.90)	6/25/2018
Fifth Third Bank	Incentives	Court Services	General Fund	13.99	6/25/2018
Fifth Third Bank	Computer Related Supplies	Court Services	General Fund	522.26	6/25/2018



**CLAIMS PAID REPORT JUNE 2018 SUBMITTED FOR COUNTY BOARD APPROVAL**

CLAIMANT/CREDITOR	NATURE OF CLAIM	OFFICIAL/DEPARTMENT	FUND	AMOUNT PAID	DATE PAID
Alarm Detection Systems Inc	Equipment Rental	Court Services	General Fund	475.02	6/25/2018
Mitra B. Kalelkar	Autopsies/Consulting	Coroner	General Fund	7,050.00	6/25/2018
Mitra B. Kalelkar	Autopsies/Consulting	Coroner	General Fund	9,400.00	6/25/2018
NMS Labs	Toxicology Expense	Coroner	General Fund	6,116.00	6/25/2018
NMS Labs	Toxicology Expense	Coroner	General Fund	5,324.00	6/25/2018
Fifth Third Bank	Repairs and Maint- Vehicles	Coroner	General Fund	16.00	6/25/2018
Fifth Third Bank	General Association Dues	Coroner	General Fund	265.00	6/25/2018
Aftermath Services, LLC	Miscellaneous Contractual Exp	Coroner	General Fund	122.50	6/25/2018
Aftermath Services, LLC	Miscellaneous Contractual Exp	Coroner	General Fund	122.50	6/25/2018
Alarm Detection Systems Inc	Miscellaneous Contractual Exp	Coroner	General Fund	514.08	6/25/2018
County of DuPage	Miscellaneous Contractual Exp	Coroner	General Fund	75.00	6/25/2018
Fifth Third Bank	Miscellaneous Contractual Exp	Coroner	General Fund	25.00	6/25/2018
Natalie Hall	Miscellaneous Contractual Exp	Coroner	General Fund	800.00	6/25/2018
Marberry Cleaners & Launderers	Miscellaneous Contractual Exp	Coroner	General Fund	21.93	6/25/2018
Marberry Cleaners & Launderers	Miscellaneous Contractual Exp	Coroner	General Fund	29.67	6/25/2018
Marberry Cleaners & Launderers	Miscellaneous Contractual Exp	Coroner	General Fund	47.73	6/25/2018
Marberry Cleaners & Launderers	Miscellaneous Contractual Exp	Coroner	General Fund	49.02	6/25/2018
Marberry Cleaners & Launderers	Miscellaneous Contractual Exp	Coroner	General Fund	23.22	6/25/2018
Ready Refresh by Nestle (Ice Mountain)	Miscellaneous Contractual Exp	Coroner	General Fund	59.57	6/25/2018
Toshiba Business Solutions, Inc.	Miscellaneous Contractual Exp	Coroner	General Fund	98.04	6/25/2018
Fifth Third Bank	Books and Subscriptions	Coroner	General Fund	63.59	6/25/2018
Fifth Third Bank	Fuel- Vehicles	Coroner	General Fund	66.88	6/25/2018
Municipal Services Associates Inc	Contractual/Consulting Services	Development	General Fund	771.88	6/25/2018
Paddock Publications (Daily Herald)	Legal Printing	Development	General Fund	418.60	6/25/2018
Paddock Publications (Daily Herald)	Legal Printing	Development	General Fund	319.70	6/25/2018
Fifth Third Bank	Conferences and Meetings	Development	General Fund	453.58	6/25/2018
Sugar Grove Economic Development Corporation	Conferences and Meetings	Development	General Fund	20.00	6/25/2018
Fifth Third Bank	General Association Dues	Development	General Fund	35.00	6/25/2018
Fifth Third Bank	Office Supplies	Development	General Fund	16.99	6/25/2018
Fifth Third Bank	Operating Supplies	Development	General Fund	67.81	6/25/2018
Image Awards Engraving & Creative Keepsakes	Operating Supplies	Development	General Fund	14.00	6/25/2018
Ready Refresh by Nestle (Ice Mountain)	Operating Supplies	Development	General Fund	12.75	6/25/2018
Fifth Third Bank	Conferences and Meetings	Development	General Fund	26.35	6/25/2018
FedEx	Postage	Other- Countywide Expenses	General Fund	1,365.78	6/25/2018
FedEx	Postage	Other- Countywide Expenses	General Fund	195.34	6/25/2018
FedEx	Postage	Other- Countywide Expenses	General Fund	406.76	6/25/2018
Moore Wallace - An RR Donnelley Co.	Postage	Other- Countywide Expenses	General Fund	54.30	6/25/2018
Moore Wallace - An RR Donnelley Co.	Postage	Other- Countywide Expenses	General Fund	138.78	6/25/2018
AT&T	Telephone	Other- Countywide Expenses	General Fund	2,756.04	6/25/2018
Fifth Third Bank	Telephone	Other- Countywide Expenses	General Fund	32.64	6/25/2018
Tyler Technologies, Inc. (New World)	Software Licensing Cost	Other- Countywide Expenses	General Fund	2,475.00	6/25/2018
John Zakosek	Software Licensing Cost	Other- Countywide Expenses	General Fund	8,023.40	6/25/2018
SHI International Corp	Miscellaneous Contractual Chargeback	Other- Countywide Expenses	General Fund	738.00	6/25/2018
SHI International Corp	Miscellaneous Contractual Chargeback	Other- Countywide Expenses	General Fund	369.00	6/25/2018
Pacific Telemanagement Svcs (Jaroth Inc dba PTS)	Telephone	Other- Countywide Expenses	General Fund	100.00	6/25/2018
System Solutions, Inc. (SSI)	Telephone	Other- Countywide Expenses	General Fund	844.10	6/25/2018
Spok, Inc. (USA Mobility Wireless Inc)	Cellular Phone	Other- Countywide Expenses	General Fund	200.81	6/25/2018

**CLAIMS PAID REPORT JUNE 2018 SUBMITTED FOR COUNTY BOARD APPROVAL**

CLAIMANT/CREDITOR	NATURE OF CLAIM	OFFICIAL/DEPARTMENT	FUND	AMOUNT PAID	DATE PAID
Lindsey Brusky	Internet	Other- Countywide Expenses	General Fund	90.95	6/25/2018
Gary Erickson	Internet	Other- Countywide Expenses	General Fund	62.49	6/25/2018
Gary Erickson	Internet	Other- Countywide Expenses	General Fund	62.49	6/25/2018
Fifth Third Bank	Internet	Other- Countywide Expenses	General Fund	561.83	6/25/2018
Fifth Third Bank	Internet	Other- Countywide Expenses	General Fund	237.43	6/25/2018
Anthony Franklin Sr.	Internet	Other- Countywide Expenses	General Fund	64.00	6/25/2018
ISI Communications Inc	Internet	Other- Countywide Expenses	General Fund	1,700.00	6/25/2018
Jon Kloese	Internet	Other- Countywide Expenses	General Fund	64.90	6/25/2018
Charles A. Lasky	Internet	Other- Countywide Expenses	General Fund	199.90	6/25/2018
Kurt D. Lebo	Internet	Other- Countywide Expenses	General Fund	79.95	6/25/2018
Matthew Meyer	Internet	Other- Countywide Expenses	General Fund	79.95	6/25/2018
Donna Mueller	Internet	Other- Countywide Expenses	General Fund	52.00	6/25/2018
Adam Tedder	Internet	Other- Countywide Expenses	General Fund	62.00	6/25/2018
Laner Muchin Ltd	Contractual/Consulting Services	Human Resource Management	Insurance Liability	15,725.27	6/25/2018
CCMSI	Liability Insurance	Human Resource Management	Insurance Liability	7,507.20	6/25/2018
Meade Inc.	Liability Insurance	Human Resource Management	Insurance Liability	2,249.59	6/25/2018
Meade Inc.	Liability Insurance	Human Resource Management	Insurance Liability	3,805.67	6/25/2018
Meade Inc.	Liability Insurance	Human Resource Management	Insurance Liability	4,539.66	6/25/2018
Meade Inc.	Liability Insurance	Human Resource Management	Insurance Liability	698.23	6/25/2018
Northern Contracting, Inc.	Liability Insurance	Human Resource Management	Insurance Liability	1,993.00	6/25/2018
Northern Contracting, Inc.	Liability Insurance	Human Resource Management	Insurance Liability	2,971.40	6/25/2018
Wine Sergi Insurance (Acrisure, LLC)	Liability Insurance	Human Resource Management	Insurance Liability	25.00	6/25/2018
Wine Sergi Insurance (Acrisure, LLC)	Liability Insurance	Human Resource Management	Insurance Liability	25.00	6/25/2018
Wine Sergi Insurance (Acrisure, LLC)	Liability Insurance	Human Resource Management	Insurance Liability	25.00	6/25/2018
Wine Sergi Insurance (Acrisure, LLC)	Liability Insurance	Human Resource Management	Insurance Liability	25.00	6/25/2018
Wine Sergi Insurance (Acrisure, LLC)	Liability Insurance	Human Resource Management	Insurance Liability	25.00	6/25/2018
CCMSI	Workers Compensation	Human Resource Management	Insurance Liability	117,544.68	6/25/2018
HR Direct	Office Supplies	Human Resource Management	Insurance Liability	174.69	6/25/2018
Blue Star Technologies Group LLC	Legal Services	State's Attorney	Insurance Liability	314.25	6/25/2018
Edgar K. Collison Law Offices, Ltd.	Legal Services	State's Attorney	Insurance Liability	3,000.00	6/25/2018
Edgar K. Collison Law Offices, Ltd.	Legal Services	State's Attorney	Insurance Liability	3,000.00	6/25/2018
James G Guagliardo	Legal Services	State's Attorney	Insurance Liability	950.00	6/25/2018
Hervas Condon & Bersani PC	Legal Services	State's Attorney	Insurance Liability	1,826.50	6/25/2018
Hervas Condon & Bersani PC	Legal Services	State's Attorney	Insurance Liability	1,247.00	6/25/2018
Hervas Condon & Bersani PC	Legal Services	State's Attorney	Insurance Liability	41,234.29	6/25/2018
Knight, Hoppe, Kurnik & Knight, Ltd.	Legal Services	State's Attorney	Insurance Liability	48.00	6/25/2018
Knight, Hoppe, Kurnik & Knight, Ltd.	Legal Services	State's Attorney	Insurance Liability	272.00	6/25/2018
Knight, Hoppe, Kurnik & Knight, Ltd.	Legal Services	State's Attorney	Insurance Liability	4,185.00	6/25/2018
Patrick J Crimmins Attorney at Law	Legal Services	State's Attorney	Insurance Liability	763.12	6/25/2018
Norbert J Pointner	Legal Services	State's Attorney	Insurance Liability	3,392.13	6/25/2018
The Kenrich Group	Legal Services	State's Attorney	Insurance Liability	16,533.75	6/25/2018
The Kenrich Group	Legal Services	State's Attorney	Insurance Liability	18,911.25	6/25/2018
	Trials and Costs of Hearing	State's Attorney	Insurance Liability	49.00	6/25/2018
Gordon Flesch Company Inc	Repairs and Maint- Copiers	State's Attorney	Insurance Liability	444.81	6/25/2018
Impact Networking, LLC	Repairs and Maint- Copiers	State's Attorney	Insurance Liability	87.45	6/25/2018
Impact Networking, LLC	Repairs and Maint- Copiers	State's Attorney	Insurance Liability	96.33	6/25/2018
Impact Networking, LLC	Repairs and Maint- Copiers	State's Attorney	Insurance Liability	96.33	6/25/2018

**CLAIMS PAID REPORT JUNE 2018 SUBMITTED FOR COUNTY BOARD APPROVAL**

CLAIMANT/CREDITOR	NATURE OF CLAIM	OFFICIAL/DEPARTMENT	FUND	AMOUNT PAID	DATE PAID
Fifth Third Bank	Employee Training	State's Attorney	Insurance Liability	(5.16)	6/25/2018
Fifth Third Bank	Office Supplies	State's Attorney	Insurance Liability	10.00	6/25/2018
Alarm Detection Systems Inc	Contractual/Consulting Services	Information Technologies	Geographic Information Systems	210.00	6/25/2018
Nicholas Krueger	Employee Mileage Expense	Information Technologies	Geographic Information Systems	9.81	6/25/2018
Fifth Third Bank	Office Supplies	Information Technologies	Geographic Information Systems	8.74	6/25/2018
Kimberly Vargas	Tuition Reimbursement	County Board	Grand Victoria Casino Elgin	756.00	6/25/2018
Tyler Technologies, Inc. (New World)	Software Licensing Cost	Other- Countywide Expenses	Public Safety Sales Tax	4,500.00	6/25/2018
Tyler Technologies, Inc. (New World)	Software Licensing Cost	Other- Countywide Expenses	Public Safety Sales Tax	9,600.00	6/25/2018
HIPP Temporary Staffing Inc	Communications Equipment	Other- Countywide Expenses	Public Safety Sales Tax	196.00	6/25/2018
HIPP Temporary Staffing Inc	Communications Equipment	Other- Countywide Expenses	Public Safety Sales Tax	196.00	6/25/2018
Smork Inc	Communications Equipment	Other- Countywide Expenses	Public Safety Sales Tax	942.60	6/25/2018
AICPA-American Institute of CPA	General Association Dues	Treasurer/Collector	Tax Sale Automation	275.00	6/25/2018
Toshiba Business Solutions, Inc.	Repairs and Maint- Copiers	County Clerk	Vital Records Automation	47.26	6/25/2018
Tipton Systems (F & I Systems)	Computer Related Supplies	County Clerk	Vital Records Automation	8,195.00	6/25/2018
Gordon Flesch Company Inc	Repairs and Maint- Copiers	Recorder	Recorder's Automation	20.21	6/25/2018
Lason MPB / HOV Services LLC	Operating Supplies	Recorder	Recorder's Automation	337.35	6/25/2018
Imprint Enterprises Inc	Computer Related Supplies	Recorder	Recorder's Automation	82.00	6/25/2018
Kane County Bar Foundation, Inc.	Contractual/Consulting Services	Judiciary and Courts	Children's Waiting Room	10,034.94	6/25/2018
Genesis Technologies Inc.	Repairs and Maint- Equipment	Circuit Clerk	Court Automation	1,491.42	6/25/2018
SARAH SCHILKE	Conferences and Meetings	Circuit Clerk	Court Automation	206.56	6/25/2018
Samantha Sell	Conferences and Meetings	Circuit Clerk	Court Automation	180.00	6/25/2018
Accurate Document Destruction Inc (GROOT)	Destruction of Records Services	Circuit Clerk	Court Document Storage	247.47	6/25/2018
Canon Solutions America Inc	Repairs and Maint- Copiers	Circuit Clerk	Court Document Storage	482.73	6/25/2018
Harris, Mackessy, & Brennan, Inc. (HMB)	Repairs and Maint- Equipment	Circuit Clerk	Court Document Storage	9,190.00	6/25/2018
Image-Pro Services & Supplies Inc	Computer Related Supplies	Circuit Clerk	Court Document Storage	1,129.66	6/25/2018
Laura Steging	Conferences and Meetings	Circuit Clerk	Circuit Clk Electronic Citation	180.00	6/25/2018
Timothy Brown PsyD	Contractual/Consulting Services	State's Attorney	Victim Coordinator Services	175.00	6/25/2018
	Witness Costs	State's Attorney	Child Advocacy Center	99.90	6/25/2018
	Witness Costs	State's Attorney	Child Advocacy Center	198.69	6/25/2018
	Witness Costs	State's Attorney	Child Advocacy Center	199.80	6/25/2018
	Witness Costs	State's Attorney	Child Advocacy Center	99.90	6/25/2018
	Witness Costs	State's Attorney	Child Advocacy Center	1,841.22	6/25/2018
	Witness Costs	State's Attorney	Child Advocacy Center	16.00	6/25/2018
	Witness Costs	State's Attorney	Child Advocacy Center	48.00	6/25/2018
	Witness Costs	State's Attorney	Child Advocacy Center	93.60	6/25/2018
Deborah L. Conley LTD	Counseling Services	State's Attorney	Child Advocacy Center	1,425.00	6/25/2018
Roots and Wings Counseling Consultants, LLC	Counseling Services	State's Attorney	Child Advocacy Center	375.00	6/25/2018
Roots and Wings Counseling Consultants, LLC	Counseling Services	State's Attorney	Child Advocacy Center	412.50	6/25/2018
Roots and Wings Counseling Consultants, LLC	Counseling Services	State's Attorney	Child Advocacy Center	375.00	6/25/2018
Roots and Wings Counseling Consultants, LLC	Counseling Services	State's Attorney	Child Advocacy Center	300.00	6/25/2018
Roots and Wings Counseling Consultants, LLC	Counseling Services	State's Attorney	Child Advocacy Center	450.00	6/25/2018
Roots and Wings Counseling Consultants, LLC	Counseling Services	State's Attorney	Child Advocacy Center	225.00	6/25/2018
Roots and Wings Counseling Consultants, LLC	Counseling Services	State's Attorney	Child Advocacy Center	150.00	6/25/2018
Roots and Wings Counseling Consultants, LLC	Counseling Services	State's Attorney	Child Advocacy Center	150.00	6/25/2018
Roots and Wings Counseling Consultants, LLC	Counseling Services	State's Attorney	Child Advocacy Center	375.00	6/25/2018
Julie Turner	Counseling Services	State's Attorney	Child Advocacy Center	2,100.00	6/25/2018
Impact Networking, LLC	Repairs and Maint- Copiers	State's Attorney	Child Advocacy Center	174.90	6/25/2018

**CLAIMS PAID REPORT JUNE 2018 SUBMITTED FOR COUNTY BOARD APPROVAL**

CLAIMANT/CREDITOR	NATURE OF CLAIM	OFFICIAL/DEPARTMENT	FUND	AMOUNT PAID	DATE PAID
Impact Networking, LLC	Repairs and Maint- Copiers	State's Attorney	Child Advocacy Center	192.66	6/25/2018
Impact Networking, LLC	Repairs and Maint- Copiers	State's Attorney	Child Advocacy Center	192.66	6/25/2018
Fifth Third Bank	Employee Training	State's Attorney	Child Advocacy Center	30.00	6/25/2018
Alarm Detection Systems Inc	Operating Supplies	State's Attorney	Child Advocacy Center	628.14	6/25/2018
Douglas C. Nelson dba Nelson Systems Inc.	Computer Related Supplies	State's Attorney	Child Advocacy Center	1,790.96	6/25/2018
Fifth Third Bank	Computer Related Supplies	State's Attorney	Child Advocacy Center	1,268.00	6/25/2018
Bridget Sabbia	Employee Training	State's Attorney	Drug Asset Forfeiture	50.00	6/25/2018
Fifth Third Bank	Employee Recognition Supplies	Human Resource Management	Employee Events Fund	435.00	6/25/2018
Fifth Third Bank	Operating Supplies	Emergency Management Services	KC Emergency Planning	328.00	6/25/2018
Fifth Third Bank	General Association Dues	Law Library	Law Library	340.00	6/25/2018
Fifth Third Bank	Office Supplies	Law Library	Law Library	467.32	6/25/2018
Fifth Third Bank	Books and Subscriptions	Law Library	Law Library	136.05	6/25/2018
Tyco Integrated Security	Contractual/Consulting Services	Sheriff	Court Security	553.90	6/25/2018
Fifth Third Bank	Repairs and Maint- Comm Equip	Sheriff	Court Security	17.45	6/25/2018
Fifth Third Bank	Repairs and Maint- Comm Equip	Sheriff	Court Security	36.90	6/25/2018
Umbrella Technologies	Repairs and Maint- Equipment	Sheriff	Court Security	3,146.00	6/25/2018
Fifth Third Bank	Employee Training	Sheriff	Court Security	595.00	6/25/2018
Fifth Third Bank	Employee Training	Sheriff	Court Security	595.00	6/25/2018
Fifth Third Bank	Employee Training	Sheriff	Court Security	595.00	6/25/2018
Fifth Third Bank	Office Supplies	Sheriff	Court Security	(1.86)	6/25/2018
Fifth Third Bank	Office Supplies	Sheriff	Court Security	(20.09)	6/25/2018
Fifth Third Bank	Office Supplies	Sheriff	Court Security	(8.36)	6/25/2018
Fifth Third Bank	Office Supplies	Sheriff	Court Security	(14.82)	6/25/2018
Fifth Third Bank	Office Supplies	Sheriff	Court Security	(6.19)	6/25/2018
Fifth Third Bank	Office Supplies	Sheriff	Court Security	(9.33)	6/25/2018
Fifth Third Bank	Office Supplies	Sheriff	Court Security	(8.36)	6/25/2018
Fifth Third Bank	Office Supplies	Sheriff	Court Security	(1.99)	6/25/2018
Fifth Third Bank	Office Supplies	Sheriff	Court Security	(9.04)	6/25/2018
Fifth Third Bank	Office Supplies	Sheriff	Court Security	(2.66)	6/25/2018
Fifth Third Bank	Office Supplies	Sheriff	Court Security	(2.83)	6/25/2018
Black Hills Ammunition	Weapons and Ammunition	Sheriff	Court Security	1,139.00	6/25/2018
Ray O'Herron Co., Inc.	Weapons and Ammunition	Sheriff	Court Security	11,253.60	6/25/2018
Fifth Third Bank	Contractual/Consulting Services	Kane Comm	Kane Comm	116.91	6/25/2018
Toshiba Business Solutions, Inc.	Repairs and Maint- Copiers	Kane Comm	Kane Comm	23.22	6/25/2018
Andrew Baumann	Repairs and Maint- Comm Equip	Kane Comm	Kane Comm	139.15	6/25/2018
ComEd	Repairs and Maint- Comm Equip	Kane Comm	Kane Comm	81.62	6/25/2018
ComEd	Repairs and Maint- Comm Equip	Kane Comm	Kane Comm	38.06	6/25/2018
Fifth Third Bank	Employee Training	Kane Comm	Kane Comm	60.00	6/25/2018
Andrew Baumann	Employee Mileage Expense	Kane Comm	Kane Comm	252.88	6/25/2018
Fifth Third Bank	Operating Supplies	Kane Comm	Kane Comm	316.45	6/25/2018
Braden Counseling Center, PC	Psychological/Psychiatric Srvs	Court Services	Probation Services	65.00	6/25/2018
Braden Counseling Center, PC	Psychological/Psychiatric Srvs	Court Services	Probation Services	65.00	6/25/2018
Braden Counseling Center, PC	Psychological/Psychiatric Srvs	Court Services	Probation Services	65.00	6/25/2018
Braden Counseling Center, PC	Psychological/Psychiatric Srvs	Court Services	Probation Services	65.00	6/25/2018
Braden Counseling Center, PC	Psychological/Psychiatric Srvs	Court Services	Probation Services	65.00	6/25/2018
Braden Counseling Center, PC	Psychological/Psychiatric Srvs	Court Services	Probation Services	65.00	6/25/2018
Braden Counseling Center, PC	Psychological/Psychiatric Srvs	Court Services	Probation Services	65.00	6/25/2018
Breaking Free	Psychological/Psychiatric Srvs	Court Services	Probation Services	65.00	6/25/2018

**CLAIMS PAID REPORT JUNE 2018 SUBMITTED FOR COUNTY BOARD APPROVAL**

CLAIMANT/CREDITOR	NATURE OF CLAIM	OFFICIAL/DEPARTMENT	FUND	AMOUNT PAID	DATE PAID
Breaking Free	Psychological/Psychiatric Srvs	Court Services	Probation Services	65.00	6/25/2018
Breaking Free	Psychological/Psychiatric Srvs	Court Services	Probation Services	120.00	6/25/2018
Breaking Free	Psychological/Psychiatric Srvs	Court Services	Probation Services	180.00	6/25/2018
Breaking Free	Psychological/Psychiatric Srvs	Court Services	Probation Services	60.00	6/25/2018
Breaking Free	Psychological/Psychiatric Srvs	Court Services	Probation Services	180.00	6/25/2018
Breaking Free	Psychological/Psychiatric Srvs	Court Services	Probation Services	65.00	6/25/2018
City of Aurora	Security Services	Court Services	Probation Services	2,018.25	6/25/2018
Redwood Toxicology Inc.	Lab Services	Court Services	Substance Abuse Screening	83.90	6/25/2018
Redwood Toxicology Inc.	Lab Services	Court Services	Substance Abuse Screening	290.10	6/25/2018
Redwood Toxicology Inc.	Lab Services	Court Services	Substance Abuse Screening	71.40	6/25/2018
Redwood Toxicology Inc.	Lab Services	Court Services	Substance Abuse Screening	74.90	6/25/2018
Ecker Center for Mental Health	Contractual/Consulting Services	Court Services	Drug Court Special Resources	1,250.00	6/25/2018
Redwood Toxicology Inc.	Lab Services	Court Services	Drug Court Special Resources	3,505.50	6/25/2018
Oxford House Natalie	Halfway House	Court Services	Drug Court Special Resources	250.00	6/25/2018
TPH, LLC	Halfway House	Court Services	Drug Court Special Resources	260.00	6/25/2018
Gateway Foundation	Residential Treatment	Court Services	Drug Court Special Resources	350.00	6/25/2018
Gateway Foundation	Residential Treatment	Court Services	Drug Court Special Resources	11,200.00	6/25/2018
Lutheran Social Services of IL	Residential Treatment	Court Services	Drug Court Special Resources	4,400.00	6/25/2018
Warehouse Direct Office Products	Office Supplies	Court Services	Drug Court Special Resources	13.90	6/25/2018
Fifth Third Bank	Drug Court Graduation Supplies	Court Services	Drug Court Special Resources	997.95	6/25/2018
Fifth Third Bank	Sanction Incentives	Court Services	Drug Court Special Resources	392.50	6/25/2018
Fifth Third Bank	Office Supplies	Coroner	Coroner Administration	54.85	6/25/2018
Warehouse Direct Office Products	Office Supplies	Coroner	Coroner Administration	87.90	6/25/2018
Gabriela Allison	Operating Supplies	Coroner	Coroner Administration	29.40	6/25/2018
Fifth Third Bank	Operating Supplies	Coroner	Coroner Administration	125.23	6/25/2018
Fifth Third Bank	Operating Supplies	Coroner	Coroner Administration	238.00	6/25/2018
Carl H. Herout	Operating Supplies	Coroner	Coroner Administration	39.24	6/25/2018
Carl H. Herout	Operating Supplies	Coroner	Coroner Administration	39.24	6/25/2018
Carl H. Herout	Operating Supplies	Coroner	Coroner Administration	19.62	6/25/2018
Carl H. Herout	Operating Supplies	Coroner	Coroner Administration	51.60	6/25/2018
Howard Medical Co	Operating Supplies	Coroner	Coroner Administration	368.44	6/25/2018
Undertakers Supply Corp	Operating Supplies	Coroner	Coroner Administration	115.02	6/25/2018
Gabriela Allison	Uniform Supplies	Coroner	Coroner Administration	87.30	6/25/2018
Alpha Medical Distributor, Inc.	Body Bags	Coroner	Coroner Administration	293.96	6/25/2018
Alpha Medical Distributor, Inc.	Body Bags	Coroner	Coroner Administration	293.76	6/25/2018
Classic Plastics Corporation	Body Bags	Coroner	Coroner Administration	731.88	6/25/2018
Fifth Third Bank	Veterinarian Services	Animal Control	Animal Control	922.67	6/25/2018
Roving Feral Fixers	Veterinarian Services	Animal Control	Animal Control	260.00	6/25/2018
Waste Management of Illinois - West	Disposal and Water Softener Srvs	Animal Control	Animal Control	95.00	6/25/2018
Eco-Clean Maintenance, Inc.	Janitorial Services	Animal Control	Animal Control	298.80	6/25/2018
Alarm Detection Systems Inc	Repairs and Maint- Buildings	Animal Control	Animal Control	418.89	6/25/2018
Fifth Third Bank	Repairs and Maint- Buildings	Animal Control	Animal Control	49.99	6/25/2018
Grainger Inc	Repairs and Maint- Buildings	Animal Control	Animal Control	848.99	6/25/2018
Lowe's	Repairs and Maint- Buildings	Animal Control	Animal Control	47.46	6/25/2018
Lowe's	Repairs and Maint- Buildings	Animal Control	Animal Control	45.14	6/25/2018
Menards, Inc.	Repairs and Maint- Buildings	Animal Control	Animal Control	3.99	6/25/2018
RentalMax LLC (Saint Charles)	Repairs and Maint- Buildings	Animal Control	Animal Control	88.48	6/25/2018



**CLAIMS PAID REPORT JUNE 2018 SUBMITTED FOR COUNTY BOARD APPROVAL**

CLAIMANT/CREDITOR	NATURE OF CLAIM	OFFICIAL/DEPARTMENT	FUND	AMOUNT PAID	DATE PAID
Gordon Flesch Company Inc	Repairs and Maint- Copiers	Animal Control	Animal Control	44.62	6/25/2018
Suburban Tire Company	Repairs and Maint- Vehicles	Animal Control	Animal Control	58.25	6/25/2018
Fifth Third Bank	Conferences and Meetings	Animal Control	Animal Control	50.00	6/25/2018
Brett Youngsteadt	Employee Mileage Expense	Animal Control	Animal Control	17.77	6/25/2018
Fifth Third Bank	General Association Dues	Animal Control	Animal Control	102.35	6/25/2018
Lynn A. Ellberg	Office Supplies	Animal Control	Animal Control	22.04	6/25/2018
Fifth Third Bank	Office Supplies	Animal Control	Animal Control	22.90	6/25/2018
Ready Refresh by Nestle (Ice Mountain)	Office Supplies	Animal Control	Animal Control	27.70	6/25/2018
Warehouse Direct Office Products	Office Supplies	Animal Control	Animal Control	179.10	6/25/2018
Warehouse Direct Office Products	Office Supplies	Animal Control	Animal Control	20.22	6/25/2018
Warehouse Direct Office Products	Office Supplies	Animal Control	Animal Control	24.45	6/25/2018
Fifth Third Bank	Operating Supplies	Animal Control	Animal Control	46.89	6/25/2018
Midwest Veterinary Supply Inc	Operating Supplies	Animal Control	Animal Control	340.95	6/25/2018
Midwest Veterinary Supply Inc	Operating Supplies	Animal Control	Animal Control	79.64	6/25/2018
Midwest Veterinary Supply Inc	Operating Supplies	Animal Control	Animal Control	39.82	6/25/2018
Standard Industrial and Automotive Equipment, Inc.	Operating Supplies	Animal Control	Animal Control	588.00	6/25/2018
Fifth Third Bank	Animal Care Supplies	Animal Control	Animal Control	438.77	6/25/2018
Midwest Veterinary Supply Inc	Animal Care Supplies	Animal Control	Animal Control	12.20	6/25/2018
Midwest Veterinary Supply Inc	Animal Care Supplies	Animal Control	Animal Control	145.90	6/25/2018
Midwest Veterinary Supply Inc	Medical Supplies and Drugs	Animal Control	Animal Control	594.52	6/25/2018
Midwest Veterinary Supply Inc	Medical Supplies and Drugs	Animal Control	Animal Control	164.00	6/25/2018
Midwest Veterinary Supply Inc	Medical Supplies and Drugs	Animal Control	Animal Control	105.94	6/25/2018
Midwest Veterinary Supply Inc	Medical Supplies and Drugs	Animal Control	Animal Control	30.75	6/25/2018
Christopher B. Burke Engineering, Ltd.	Engineering Services	Transportation	County Highway	699.18	6/25/2018
Christopher B. Burke Engineering, Ltd.	Engineering Services	Transportation	County Highway	31,436.53	6/25/2018
Christopher B. Burke Engineering, Ltd.	Engineering Services	Transportation	County Highway	11,241.06	6/25/2018
Christopher B. Burke Engineering, Ltd.	Engineering Services	Transportation	County Highway	2,425.20	6/25/2018
HNTB Corporation	Contractual/Consulting Services	Transportation	County Highway	2,996.64	6/25/2018
J Patrick Jaeger	Legal Services	Transportation	County Highway	4,000.00	6/25/2018
CADD Microsystems, Inc.	Software Licensing Cost	Transportation	County Highway	1,341.00	6/25/2018
Egnyte Inc	Software Licensing Cost	Transportation	County Highway	1,440.00	6/25/2018
Fifth Third Bank	Software Licensing Cost	Transportation	County Highway	49.00	6/25/2018
irth Solutions, LLC (Bytronics)	Software Licensing Cost	Transportation	County Highway	225.50	6/25/2018
Alarm Detection Systems Inc	Security Services	Transportation	County Highway	503.79	6/25/2018
Culligan Tri City Soft Water	Disposal and Water Softener Svcs	Transportation	County Highway	89.00	6/25/2018
Culligan Tri City Soft Water	Disposal and Water Softener Svcs	Transportation	County Highway	27.89	6/25/2018
Waste Management of Illinois - West	Disposal and Water Softener Svcs	Transportation	County Highway	7.32	6/25/2018
Waste Management of Illinois - West	Disposal and Water Softener Svcs	Transportation	County Highway	308.28	6/25/2018
Eco-Clean Maintenance, Inc.	Janitorial Services	Transportation	County Highway	1,554.22	6/25/2018
Municipal Marking Distributors Inc	Repairs and Maintenance- Roads	Transportation	County Highway	258.00	6/25/2018
Elgin Key & Lock Company, Inc.	Repairs and Maint- Buildings	Transportation	County Highway	67.50	6/25/2018
Grainger Inc	Repairs and Maint- Buildings	Transportation	County Highway	76.54	6/25/2018
Grainger Inc	Repairs and Maint- Buildings	Transportation	County Highway	178.98	6/25/2018
Menards, Inc.	Repairs and Maint- Buildings	Transportation	County Highway	153.32	6/25/2018
Norman Micro Industries Inc DBA Norman Lamps Inc	Repairs and Maint- Buildings	Transportation	County Highway	495.00	6/25/2018
Menards, Inc.	Repairs and Maint- Grounds	Transportation	County Highway	86.46	6/25/2018
Impact Networking, LLC	Repairs and Maint- Copiers	Transportation	County Highway	93.25	6/25/2018

**CLAIMS PAID REPORT JUNE 2018 SUBMITTED FOR COUNTY BOARD APPROVAL**

CLAIMANT/CREDITOR	NATURE OF CLAIM	OFFICIAL/DEPARTMENT	FUND	AMOUNT PAID	DATE PAID
Lift Works, Inc.	Repairs and Maint- Equipment	Transportation	County Highway	126.76	6/25/2018
Fifth Third Bank	Repairs and Maint- Vehicles	Transportation	County Highway	1,004.58	6/25/2018
Sauber Mfg Co.	Repairs and Maint- Vehicles	Transportation	County Highway	490.00	6/25/2018
American Society of Civil Engineers	General Printing	Transportation	County Highway	90.00	6/25/2018
Fifth Third Bank	General Printing	Transportation	County Highway	407.90	6/25/2018
Fifth Third Bank	Conferences and Meetings	Transportation	County Highway	154.25	6/25/2018
Jacqueline Forbes	Conferences and Meetings	Transportation	County Highway	119.36	6/25/2018
Kathleen Hopkinson	Conferences and Meetings	Transportation	County Highway	365.00	6/25/2018
Jacqueline Forbes	Employee Mileage Expense	Transportation	County Highway	16.19	6/25/2018
Thomas B. Rickert	Employee Mileage Expense	Transportation	County Highway	139.56	6/25/2018
Kathleen Hopkinson	General Association Dues	Transportation	County Highway	320.00	6/25/2018
Kathleen Hopkinson	General Association Dues	Transportation	County Highway	415.00	6/25/2018
Fifth Third Bank	Office Supplies	Transportation	County Highway	49.06	6/25/2018
Warehouse Direct Office Products	Office Supplies	Transportation	County Highway	109.93	6/25/2018
Fifth Third Bank	Operating Supplies	Transportation	County Highway	97.98	6/25/2018
Hi-Line Utility Supply Co. LLC	Operating Supplies	Transportation	County Highway	25.00	6/25/2018
FedEx	Postage	Transportation	County Highway	15.76	6/25/2018
Fifth Third Bank	Computer Hardware- Non Capital	Transportation	County Highway	50.11	6/25/2018
System Solutions, Inc. (SSI)	Computer Hardware- Non Capital	Transportation	County Highway	756.00	6/25/2018
System Solutions, Inc. (SSI)	Computer Hardware- Non Capital	Transportation	County Highway	43.05	6/25/2018
HP Products A Ferguson Enterprise	Buildings and Grounds Supplies	Transportation	County Highway	583.25	6/25/2018
Producers Chemical Company	Buildings and Grounds Supplies	Transportation	County Highway	42.50	6/25/2018
3M Company	Sign Material	Transportation	County Highway	1,641.00	6/25/2018
Menards, Inc.	Sign Material	Transportation	County Highway	284.42	6/25/2018
Vulcan Aluminum	Sign Material	Transportation	County Highway	1,686.80	6/25/2018
Constellation NewEnergy Inc.	Utilities- Electric	Transportation	County Highway	92.37	6/25/2018
City of Batavia	Utilities- Intersect Lighting	Transportation	County Highway	34.56	6/25/2018
ComEd	Utilities- Intersect Lighting	Transportation	County Highway	34.02	6/25/2018
ComEd	Utilities- Intersect Lighting	Transportation	County Highway	2,767.42	6/25/2018
ComEd	Utilities- Intersect Lighting	Transportation	County Highway	64.85	6/25/2018
ComEd	Utilities- Intersect Lighting	Transportation	County Highway	65.58	6/25/2018
ComEd	Utilities- Intersect Lighting	Transportation	County Highway	10.33	6/25/2018
ComEd	Utilities- Intersect Lighting	Transportation	County Highway	41.48	6/25/2018
ComEd	Utilities- Intersect Lighting	Transportation	County Highway	40.30	6/25/2018
ComEd	Utilities- Intersect Lighting	Transportation	County Highway	6.22	6/25/2018
ComEd	Utilities- Intersect Lighting	Transportation	County Highway	75.63	6/25/2018
ComEd	Utilities- Intersect Lighting	Transportation	County Highway	38.51	6/25/2018
ComEd	Utilities- Intersect Lighting	Transportation	County Highway	6.80	6/25/2018
ComEd	Utilities- Intersect Lighting	Transportation	County Highway	8.66	6/25/2018
ComEd	Utilities- Intersect Lighting	Transportation	County Highway	1,770.06	6/25/2018
ComEd	Utilities- Intersect Lighting	Transportation	County Highway	47.72	6/25/2018
Constellation NewEnergy Inc.	Utilities- Intersect Lighting	Transportation	County Highway	91.10	6/25/2018
Vermeer-Illinois, Inc.	Machinery and Equipment	Transportation	County Highway	26,128.28	6/25/2018
Steiner Electric Co Inc	Building Improvements	Transportation	County Highway	14,894.40	6/25/2018
Chicago Title Company, LLC	Highway Right of Way	Transportation	County Highway	94.00	6/25/2018
Hampton Lenzini & Renwick, Inc. (HLR)	Bridge Inspection	Transportation	County Bridge	78,952.25	6/25/2018
Applied Ecological Services	Engineering Services	Transportation	Motor Fuel Local Option	1,967.15	6/25/2018

**CLAIMS PAID REPORT JUNE 2018 SUBMITTED FOR COUNTY BOARD APPROVAL**

CLAIMANT/CREDITOR	NATURE OF CLAIM	OFFICIAL/DEPARTMENT	FUND	AMOUNT PAID	DATE PAID
Applied Ecological Services	Engineering Services	Transportation	Motor Fuel Local Option	915.00	6/25/2018
Hampton Lenzini & Renwick, Inc. (HLR)	Engineering Services	Transportation	Motor Fuel Local Option	410.00	6/25/2018
Hampton Lenzini & Renwick, Inc. (HLR)	Engineering Services	Transportation	Motor Fuel Local Option	933.00	6/25/2018
Stanley Consultants Inc	Engineering Services	Transportation	Motor Fuel Local Option	6,446.62	6/25/2018
Menards, Inc.	Repairs and Maintenance- Roads	Transportation	Motor Fuel Local Option	51.89	6/25/2018
Menards, Inc.	Repairs and Maintenance- Roads	Transportation	Motor Fuel Local Option	32.97	6/25/2018
Cintas Corporation	Uniform Supplies	Transportation	Motor Fuel Local Option	277.80	6/25/2018
Cintas Corporation	Uniform Supplies	Transportation	Motor Fuel Local Option	255.80	6/25/2018
R&M Specialties Ltd	Uniform Supplies	Transportation	Motor Fuel Local Option	498.75	6/25/2018
Red Wing Shoe Store	Uniform Supplies	Transportation	Motor Fuel Local Option	123.19	6/25/2018
Red Wing Shoe Store	Uniform Supplies	Transportation	Motor Fuel Local Option	118.79	6/25/2018
Red Wing Shoe Store	Uniform Supplies	Transportation	Motor Fuel Local Option	118.79	6/25/2018
Elburn NAPA Inc	Vehicle Parts/Supplies	Transportation	Motor Fuel Local Option	(68.98)	6/25/2018
Elburn NAPA Inc	Vehicle Parts/Supplies	Transportation	Motor Fuel Local Option	309.32	6/25/2018
Elburn NAPA Inc	Vehicle Parts/Supplies	Transportation	Motor Fuel Local Option	21.60	6/25/2018
Transchicago Truck Group & Northwest Ford	Vehicle Parts/Supplies	Transportation	Motor Fuel Local Option	93.72	6/25/2018
DeKane Equipment Corp	Equipment Parts/Supplies	Transportation	Motor Fuel Local Option	4,994.17	6/25/2018
Elburn NAPA Inc	Equipment Parts/Supplies	Transportation	Motor Fuel Local Option	(2.99)	6/25/2018
Elburn NAPA Inc	Equipment Parts/Supplies	Transportation	Motor Fuel Local Option	(26.42)	6/25/2018
Elburn NAPA Inc	Equipment Parts/Supplies	Transportation	Motor Fuel Local Option	88.47	6/25/2018
Fifth Third Bank	Equipment Parts/Supplies	Transportation	Motor Fuel Local Option	83.83	6/25/2018
Finkbiner Equipment Co	Equipment Parts/Supplies	Transportation	Motor Fuel Local Option	81.43	6/25/2018
Martin Implement Sales Inc	Equipment Parts/Supplies	Transportation	Motor Fuel Local Option	8.70	6/25/2018
Martin Implement Sales Inc	Equipment Parts/Supplies	Transportation	Motor Fuel Local Option	1,116.90	6/25/2018
McCann Industries, Inc.	Equipment Parts/Supplies	Transportation	Motor Fuel Local Option	136.44	6/25/2018
Priority Products, Inc.	Equipment Parts/Supplies	Transportation	Motor Fuel Local Option	211.04	6/25/2018
Priority Products, Inc.	Equipment Parts/Supplies	Transportation	Motor Fuel Local Option	353.31	6/25/2018
Transchicago Truck Group & Northwest Ford	Equipment Parts/Supplies	Transportation	Motor Fuel Local Option	260.84	6/25/2018
Fifth Third Bank	Tools	Transportation	Motor Fuel Local Option	160.25	6/25/2018
Welch Bros Inc	Culverts	Transportation	Motor Fuel Local Option	15.00	6/25/2018
Curran Contracting Company	Road Material	Transportation	Motor Fuel Local Option	1,208.40	6/25/2018
Curran Contracting Company	Road Material	Transportation	Motor Fuel Local Option	1,560.85	6/25/2018
Curran Contracting Company	Road Material	Transportation	Motor Fuel Local Option	(1,560.85)	6/25/2018
Meade Inc.	Utilities- Intersect Lighting	Transportation	Motor Fuel Local Option	2,098.25	6/25/2018
Meade Inc.	Utilities- Intersect Lighting	Transportation	Motor Fuel Local Option	442.75	6/25/2018
Meade Inc.	Utilities- Intersect Lighting	Transportation	Motor Fuel Local Option	33,814.00	6/25/2018
Alfred Benesch & Co	Engineering Services	Transportation	Transportation Sales Tax	31,781.87	6/25/2018
Civiltech Engineering Inc	Engineering Services	Transportation	Transportation Sales Tax	684.17	6/25/2018
Crawford Murphy & Tilly Inc (CMT)	Engineering Services	Transportation	Transportation Sales Tax	83,531.09	6/25/2018
HDR Engineering, Inc.	Engineering Services	Transportation	Transportation Sales Tax	46,484.03	6/25/2018
Transystems Corporation	Engineering Services	Transportation	Transportation Sales Tax	34,650.35	6/25/2018
V3 Companies of Illinois Ltd	Engineering Services	Transportation	Transportation Sales Tax	46,809.88	6/25/2018
WBK Engineering, LLC	Engineering Services	Transportation	Transportation Sales Tax	810.22	6/25/2018
Chicago Title Company, LLC	Highway Right of Way	Transportation	Transportation Sales Tax	10.00	6/25/2018
Ottosen Britz Kelly Cooper Gilbert & Dinolfo, Ltd	Highway Right of Way	Transportation	Transportation Sales Tax	280.00	6/25/2018
Ottosen Britz Kelly Cooper Gilbert & Dinolfo, Ltd	Highway Right of Way	Transportation	Transportation Sales Tax	455.00	6/25/2018
Walker Wilcox Matousek, LLP	Highway Right of Way	Transportation	Transportation Sales Tax	1,504.50	6/25/2018



**CLAIMS PAID REPORT JUNE 2018 SUBMITTED FOR COUNTY BOARD APPROVAL**

CLAIMANT/CREDITOR	NATURE OF CLAIM	OFFICIAL/DEPARTMENT	FUND	AMOUNT PAID	DATE PAID
Walker Wilcox Matousek, LLP	Highway Right of Way	Transportation	Transportation Sales Tax	220.00	6/25/2018
Walker Wilcox Matousek, LLP	Highway Right of Way	Transportation	Transportation Sales Tax	100.00	6/25/2018
Jennifer Austin-Smith	Contractual/Consulting Services	Health	County Health	75.00	6/25/2018
Midwest Environmental Consulting Services, Inc.	Contractual/Consulting Services	Health	County Health	1,500.00	6/25/2018
Peoplelink Staffing Solutions (Agency Staffing)	Contractual/Consulting Services	Health	County Health	1,184.74	6/25/2018
Peoplelink Staffing Solutions (Agency Staffing)	Contractual/Consulting Services	Health	County Health	1,248.78	6/25/2018
Peoplelink Staffing Solutions (Agency Staffing)	Contractual/Consulting Services	Health	County Health	1,008.63	6/25/2018
Peoplelink Staffing Solutions (Agency Staffing)	Contractual/Consulting Services	Health	County Health	1,024.64	6/25/2018
Shred-it USA LLC (Cintas Document Destruction)	Disposal and Water Softener Svcs	Health	County Health	60.46	6/25/2018
Shred-it USA LLC (Cintas Document Destruction)	Disposal and Water Softener Svcs	Health	County Health	79.08	6/25/2018
Eco-Clean Maintenance, Inc.	Janitorial Services	Health	County Health	298.80	6/25/2018
Alarm Detection Systems Inc	Repairs and Maint- Buildings	Health	County Health	1,280.85	6/25/2018
Smithereen Pest Management Services	Repairs and Maint- Buildings	Health	County Health	57.00	6/25/2018
Fifth Third Bank	Repairs and Maint- Vehicles	Health	County Health	149.17	6/25/2018
Impact Networking, LLC	Repairs and Maint- Office Equip	Health	County Health	646.31	6/25/2018
Toshiba Business Solutions, Inc.	Repairs and Maint- Office Equip	Health	County Health	9.08	6/25/2018
Toshiba Business Solutions, Inc.	Repairs and Maint- Office Equip	Health	County Health	15.54	6/25/2018
Toshiba Business Solutions, Inc.	Repairs and Maint- Office Equip	Health	County Health	115.52	6/25/2018
Fifth Third Bank	Conferences and Meetings	Health	County Health	30.00	6/25/2018
Fifth Third Bank	Employee Training	Health	County Health	675.00	6/25/2018
Fifth Third Bank	Employee Mileage Expense	Health	County Health	40.00	6/25/2018
Fifth Third Bank	General Association Dues	Health	County Health	2,000.00	6/25/2018
Fifth Third Bank	Operating Supplies	Health	County Health	486.87	6/25/2018
Ready Refresh by Nestle (Ice Mountain)	Operating Supplies	Health	County Health	103.96	6/25/2018
Fifth Third Bank	Books and Subscriptions	Health	County Health	20.00	6/25/2018
ComEd	Utilities- Electric	Health	County Health	201.46	6/25/2018
Global Languages & Cultures, Inc.	Contractual/Consulting Services	Health	County Health	150.00	6/25/2018
Stacy J. Zeng	Employee Mileage Expense	Health	County Health	28.07	6/25/2018
Fifth Third Bank	Operating Supplies	Health	County Health	29.44	6/25/2018
Fifth Third Bank	Contractual/Consulting Services	Health	County Health	631.33	6/25/2018
Hoag Communications	Contractual/Consulting Services	Health	County Health	20.00	6/25/2018
Alexis Katzenbach	Employee Mileage Expense	Health	County Health	40.16	6/25/2018
Fifth Third Bank	Operating Supplies	Health	County Health	33.65	6/25/2018
Sharon Verzal	Operating Supplies	Health	County Health	25.00	6/25/2018
Fifth Third Bank	Contractual/Consulting Services	Health	County Health	65.00	6/25/2018
Hoag Communications	Contractual/Consulting Services	Health	County Health	1,520.00	6/25/2018
Fifth Third Bank	Conferences and Meetings	Health	County Health	125.00	6/25/2018
Warehouse Direct Office Products	Operating Supplies	Health	County Health	10.36	6/25/2018
Fifth Third Bank	Operating Supplies	Health	County Health	50.00	6/25/2018
DuPage County Health Department	Lab Services	Health	County Health	35.00	6/25/2018
Burnidge Properties	Building Space Rental	Health	County Health	1,066.22	6/25/2018
Kristina Bowen	Employee Mileage Expense	Health	County Health	137.92	6/25/2018
Kimber Meyer	Employee Mileage Expense	Health	County Health	14.17	6/25/2018
Austin J Schramer	Employee Mileage Expense	Health	County Health	267.94	6/25/2018
Liz Swanson	Employee Mileage Expense	Health	County Health	36.52	6/25/2018
Sharon Verzal	Employee Mileage Expense	Health	County Health	94.84	6/25/2018
Theresa Heaton	Employee Mileage Expense	Health	County Health	47.69	6/25/2018

**CLAIMS PAID REPORT JUNE 2018 SUBMITTED FOR COUNTY BOARD APPROVAL**

CLAIMANT/CREDITOR	NATURE OF CLAIM	OFFICIAL/DEPARTMENT	FUND	AMOUNT PAID	DATE PAID
Fifth Third Bank	Computer Software- Non Capital	Health	County Health	24.00	6/25/2018
ComEd	Utilities- Electric	Health	County Health	293.63	6/25/2018
Pacific Interpreters	Contractual/Consulting Services	Health	County Health	39.00	6/25/2018
Pacific Interpreters	Contractual/Consulting Services	Health	County Health	73.50	6/25/2018
Uchenna S. Onwuta	Employee Mileage Expense	Health	County Health	22.40	6/25/2018
Kristina Brown	General Association Dues	Health	County Health	81.88	6/25/2018
Teddy Enoch	General Association Dues	Health	County Health	81.88	6/25/2018
Cheryl Kane	General Association Dues	Health	County Health	81.88	6/25/2018
Judith M. Zwart	General Association Dues	Health	County Health	81.88	6/25/2018
Fifth Third Bank	Operating Supplies	Health	County Health	165.57	6/25/2018
Fifth Third Bank	Books and Subscriptions	Health	County Health	86.99	6/25/2018
Dreyer Medical Clinic	Contractual/Consulting Services	Health	County Health	2,000.00	6/25/2018
Dreyer Medical Clinic	Contractual/Consulting Services	Health	County Health	2,000.00	6/25/2018
Pacific Interpreters	Contractual/Consulting Services	Health	County Health	31.50	6/25/2018
World Wide Dictation Services of New York	Contractual/Consulting Services	Health	County Health	66.88	6/25/2018
Presence Mercy Medical Center (Provena)	X-Rays	Health	County Health	81.00	6/25/2018
Presence Mercy Medical Center (Provena)	X-Rays	Health	County Health	54.00	6/25/2018
University of Illinois Reference Laboratory	Lab Services	Health	County Health	357.10	6/25/2018
Cardinal Health 108, LLC (Cardinal Health Inc.)	Medical Supplies and Drugs	Health	County Health	146.00	6/25/2018
Fifth Third Bank	Contractual/Consulting Services	Health	County Health	52.69	6/25/2018
Alexis Katzenbach	Employee Mileage Expense	Health	County Health	16.50	6/25/2018
Teresa Roman	Employee Mileage Expense	Health	County Health	13.74	6/25/2018
Stacy J. Zeng	Employee Mileage Expense	Health	County Health	54.93	6/25/2018
Fifth Third Bank	Operating Supplies	Health	County Health	858.08	6/25/2018
Cardinal Health 108, LLC (Cardinal Health Inc.)	Operating Supplies	Health	County Health	29,754.00	6/25/2018
Forest Preserve District of Kane County	Employee Training	Health	Kane Kares	350.00	6/25/2018
Kristina Brown	Employee Mileage Expense	Health	Kane Kares	289.12	6/25/2018
Heliana Hernandez	Employee Mileage Expense	Health	Kane Kares	46.02	6/25/2018
Daisy Viyuoh	Employee Mileage Expense	Health	Kane Kares	348.75	6/25/2018
Daisy Viyuoh	Employee Mileage Expense	Health	Kane Kares	428.03	6/25/2018
Theresa Heaton	Employee Mileage Expense	Health	Kane Kares	101.97	6/25/2018
Burnidge Properties	Building Space Rental	Health	Kane Kares	1,124.49	6/25/2018
Fifth Third Bank	Conferences and Meetings	Health	Kane Kares	1,778.40	6/25/2018
Impact Networking, LLC	Repairs and Maint- Copiers	Veterans' Commission	Veterans' Commission	26.72	6/25/2018
Fifth Third Bank	Conferences and Meetings	Veterans' Commission	Veterans' Commission	104.48	6/25/2018
Jesus Arteaga	Employee Training	Veterans' Commission	Veterans' Commission	353.00	6/25/2018
Fifth Third Bank	Employee Training	Veterans' Commission	Veterans' Commission	64.00	6/25/2018
Nathaniel Johnson	Employee Training	Veterans' Commission	Veterans' Commission	532.28	6/25/2018
Steven L. Wells	Employee Training	Veterans' Commission	Veterans' Commission	363.63	6/25/2018
Jacob Zimmerman	Employee Training	Veterans' Commission	Veterans' Commission	323.00	6/25/2018
Jacob Zimmerman	Employee Mileage Expense	Veterans' Commission	Veterans' Commission	11.23	6/25/2018
Fifth Third Bank	Conferences and Meetings	Information Technologies	IL Counties Information Mgmt	2,729.88	6/25/2018
Cassie Design	Contractual/Consulting Services	Information Technologies	Web Technical Services	871.00	6/25/2018
HIPP Temporary Staffing Inc	Contractual/Consulting Services	Information Technologies	Web Technical Services	966.00	6/25/2018
HIPP Temporary Staffing Inc	Contractual/Consulting Services	Information Technologies	Web Technical Services	980.00	6/25/2018
Fifth Third Bank	Conferences and Meetings	Development	Community Dev Block Program	175.88	6/25/2018
Joshua C. Beck	Employee Training	Development	Community Dev Block Program	280.00	6/25/2018

**CLAIMS PAID REPORT JUNE 2018 SUBMITTED FOR COUNTY BOARD APPROVAL**

CLAIMANT/CREDITOR	NATURE OF CLAIM	OFFICIAL/DEPARTMENT	FUND	AMOUNT PAID	DATE PAID
Scott Berger	Employee Training	Development	Community Dev Block Program	285.65	6/25/2018
Fifth Third Bank	Employee Training	Development	Community Dev Block Program	32.46	6/25/2018
Primary Title Services LLC	Miscellaneous Contractual Exp	Development	HOME Program	10,000.00	6/25/2018
Pathways Community Network Institue	Contractual/Consulting Services	Development	Homeless Management Info Systems	979.44	6/25/2018
Pathways Community Network Institue	Contractual/Consulting Services	Development	Homeless Management Info Systems	3,450.93	6/25/2018
Pathways Community Network Institue	Contractual/Consulting Services	Development	Homeless Management Info Systems	1,822.67	6/25/2018
Fifth Third Bank	Conferences and Meetings	Development	Homeless Management Info Systems	14.67	6/25/2018
Fifth Third Bank	Office Supplies	Development	Homeless Management Info Systems	101.73	6/25/2018
Bowman Systems LLC a Mediware Company	Subscription Databases	Development	Homeless Management Info Systems	973.32	6/25/2018
System Solutions, Inc. (SSI)	Office Equipment	Development	Homeless Management Info Systems	1,887.22	6/25/2018
Sugar Grove Water Authority	Special Studies	Development	Cost Share Drainage	1,376.31	6/25/2018
University of Illinois (U of I)	Special Studies	Development	Cost Share Drainage	1,049.93	6/25/2018
Huddleston McBride Drainage Co.	Contractual/Consulting Services	Development	Cost Share Drainage	4,320.00	6/25/2018
Optimum Management Resources, Inc.	Contractual/Consulting Services	Development	Continuum of Care Planning Grant	9,000.00	6/25/2018
Culver Company LLC	Operating Supplies	Environmental Management	Stormwater Management	36.17	6/25/2018
Fifth Third Bank	Operating Supplies	Environmental Management	Stormwater Management	13.77	6/25/2018
Patricia J. Marco	Contractual/Consulting Services	Development	Growing for Kane	500.00	6/25/2018
R2C2 LLC	Contractual/Consulting Services	Development	Growing for Kane	1,000.00	6/25/2018
Fifth Third Bank	Grant Expense	Development	Growing for Kane	55.73	6/25/2018
County of Kendall	Prepaid Expense		Workforce Development	808.00	6/25/2018
Extra Space Storage	Prepaid Expense		Workforce Development	176.00	6/25/2018
F James Garbe	Prepaid Expense		Workforce Development	5,853.00	6/25/2018
Jeffrey W. Richardson	Prepaid Expense		Workforce Development	2,421.42	6/25/2018
Fifth Third Bank	Prepaid Train Pass		Workforce Development	47.10	6/25/2018
Fifth Third Bank	Professional Services	WIOA 17	Workforce Development	150.00	6/25/2018
Fifth Third Bank	Conferences and Meetings	WIOA 17	Workforce Development	38.90	6/25/2018
Impact Networking, LLC	Office Supplies	WIOA 17	Workforce Development	30.45	6/25/2018
Jennifer Marie Binder	Employee Training	WIOA 17	Workforce Development	15.00	6/25/2018
Jennifer Marie Binder	Employee Mileage Expense	WIOA 17	Workforce Development	44.93	6/25/2018
Rebecca B Aimone	Employee Mileage Expense	WIOA 17	Workforce Development	17.45	6/25/2018
Elvira Ramirez	DT ITA	WIOA 17	Workforce Development	74.95	6/25/2018
Lakyta M. Scott	DT ITA	WIOA 17	Workforce Development	200.00	6/25/2018
Waubonsee Community College	DT ITA	WIOA 17	Workforce Development	8,779.91	6/25/2018
Crystal D. Beu-Kostelaz	SS Transportation Assistance	WIOA 17	Workforce Development	162.41	6/25/2018
Fatoumata Diallo	SS Transportation Assistance	WIOA 17	Workforce Development	193.76	6/25/2018
Andre Harden	SS Transportation Assistance	WIOA 17	Workforce Development	98.10	6/25/2018
Andre Harden	SS Transportation Assistance	WIOA 17	Workforce Development	196.20	6/25/2018
Katherine Kettley	SS Transportation Assistance	WIOA 17	Workforce Development	75.90	6/25/2018
Thomas McGee	SS Transportation Assistance	WIOA 17	Workforce Development	388.91	6/25/2018
Geraldine Ortega	SS Transportation Assistance	WIOA 17	Workforce Development	794.34	6/25/2018
Christine TreDenick	SS Other Supportive Services	WIOA 17	Workforce Development	399.97	6/25/2018
Malik Hughes	DT ITA	WIOA 17	Workforce Development	150.00	6/25/2018
Leticia A. Swanson	DT ITA	WIOA 17	Workforce Development	298.00	6/25/2018
Waubonsee Community College	DT ITA	WIOA 17	Workforce Development	1,642.08	6/25/2018
LaParis Jones	SS Transportation Assistance	WIOA 17	Workforce Development	354.44	6/25/2018
Waubonsee Community College	DT ITA	WIOA 17	Workforce Development	10,671.48	6/25/2018
Helping Hands Automotive	SS Transportation Assistance	WIOA 17	Workforce Development	1,022.25	6/25/2018

**CLAIMS PAID REPORT JUNE 2018 SUBMITTED FOR COUNTY BOARD APPROVAL**

CLAIMANT/CREDITOR	NATURE OF CLAIM	OFFICIAL/DEPARTMENT	FUND	AMOUNT PAID	DATE PAID
Rebecca B Aimone	Employee Mileage Expense	WIOA 17	Workforce Development	118.67	6/25/2018
Waubonsee Community College	DT ITA	WIOA 17	Workforce Development	5,277.24	6/25/2018
Maria Alvarez	SS Transportation Assistance	WIOA 17	Workforce Development	189.98	6/25/2018
Joe L. Cherry	SS Transportation Assistance	WIOA 17	Workforce Development	514.48	6/25/2018
Dustin Gudenschwager	SS Transportation Assistance	WIOA 17	Workforce Development	268.68	6/25/2018
Percennia Hannsberry	SS Transportation Assistance	WIOA 17	Workforce Development	485.24	6/25/2018
Joanna Piontkowski	DT ITA	WIOA 17	Workforce Development	295.00	6/25/2018
Waubonsee Community College	DT ITA	WIOA 17	Workforce Development	2,982.24	6/25/2018
Rebecca B Aimone	Employee Mileage Expense	TAA 16	Workforce Development	212.90	6/25/2018
Theresa T Tran	DT ITA	TAA 16	Workforce Development	130.25	6/25/2018
Waubonsee Community College	DT ITA	TAA 16	Workforce Development	33,518.31	6/25/2018
Thomas Kane	SS Transportation Assistance	TAA 16	Workforce Development	350.21	6/25/2018
Accurate Document Destruction Inc (GROOT)	Professional Services	Operating Pool	Workforce Development	54.98	6/25/2018
Impact Networking, LLC	Office Supplies	Operating Pool	Workforce Development	76.16	6/25/2018
Fifth Third Bank	Telephone	Operating Pool	Workforce Development	59.90	6/25/2018
Fifth Third Bank	Internet	Operating Pool	Workforce Development	169.22	6/25/2018
Impact Networking, LLC	Office Supplies	Operating Pool	Workforce Development	30.45	6/25/2018
Fifth Third Bank	Telephone	Operating Pool	Workforce Development	255.75	6/25/2018
Fifth Third Bank	Internet	Operating Pool	Workforce Development	196.42	6/25/2018
MCI	Telephone	Operating Pool	Workforce Development	44.88	6/25/2018
Fifth Third Bank	Internet	Operating Pool	Workforce Development	89.85	6/25/2018
Fifth Third Bank	Telephone	One-Stop shared costs	Workforce Development	29.95	6/25/2018
Fifth Third Bank	Internet	One-Stop shared costs	Workforce Development	78.17	6/25/2018
Impact Networking, LLC	Office Supplies	One-Stop shared costs	Workforce Development	47.88	6/25/2018
Insight Public Sector Inc	Computers	Other- Countywide Expenses	Capital Projects	58,422.00	6/25/2018
Gatza Electric, Inc.	Communications Equipment	Other- Countywide Expenses	Capital Projects	1,560.00	6/25/2018
Fifth Third Bank	Building Improvements	Other- Countywide Expenses	Capital Projects	1,033.47	6/25/2018
Industrial Maintenance Services	Contractual/Consulting Services	Development	Mill Creek Special Service Area	60.00	6/25/2018
Ottosen Britz Kelly Cooper Gilbert & Dinolfo, Ltd	Legal Services	Development	Mill Creek Special Service Area	520.00	6/25/2018
County Wide Landscaping Inc	Repairs and Maintenance- Roads	Development	Mill Creek Special Service Area	9,000.00	6/25/2018
Cornerstone Partners Horticultural Services Co.	Repairs and Maint- Grounds	Development	Mill Creek Special Service Area	9,317.71	6/25/2018
Cornerstone Partners Horticultural Services Co.	Repairs and Maint- Grounds	Development	Mill Creek Special Service Area	273.50	6/25/2018
Lawn Fixers Inc DBA Spring Green Lawn & Tree Care	Repairs and Maint- Grounds	Development	Mill Creek Special Service Area	6,997.85	6/25/2018
Gatza Electric, Inc.	Intersect Lighting Services	Development	Mill Creek Special Service Area	173.00	6/25/2018
Batavia Instant Print Inc	Operating Supplies	Development	Mill Creek Special Service Area	16.60	6/25/2018
ComEd	Utilities- Intersect Lighting	Development	Mill Creek Special Service Area	50.14	6/25/2018
ComEd	Utilities- Intersect Lighting	Development	Mill Creek Special Service Area	28.22	6/25/2018
ComEd	Utilities- Intersect Lighting	Development	Mill Creek Special Service Area	23.67	6/25/2018
ComEd	Utilities- Intersect Lighting	Development	Mill Creek Special Service Area	71.75	6/25/2018
ComEd	Utilities- Intersect Lighting	Development	Mill Creek Special Service Area	46.03	6/25/2018
ComEd	Utilities- Intersect Lighting	Development	Mill Creek Special Service Area	32.24	6/25/2018
ComEd	Utilities- Intersect Lighting	Development	Mill Creek Special Service Area	23.67	6/25/2018
ComEd	Utilities- Intersect Lighting	Development	Mill Creek Special Service Area	55.08	6/25/2018
ComEd	Utilities- Intersect Lighting	Development	Mill Creek Special Service Area	5.30	6/25/2018
Burns & McDonnell Engineering Co	Engineering Services	Transportation	Transportation Capital	5,247.12	6/25/2018
State of IL Treasurer-IDOT	Road Construction	Transportation	Transportation Capital	53,591.34	6/25/2018
State of IL Treasurer-IDOT	Road Construction	Transportation	Transportation Capital	1,214,471.47	6/25/2018

**CLAIMS PAID REPORT JUNE 2018 SUBMITTED FOR COUNTY BOARD APPROVAL**

CLAIMANT/CREDITOR	NATURE OF CLAIM	OFFICIAL/DEPARTMENT	FUND	AMOUNT PAID	DATE PAID
State of IL Treasurer-IDOT	Road Construction	Transportation	Aurora Area Impact Fees	51,059.25	6/25/2018
Christopher B. Burke Engineering, Ltd.	Engineering Services	Transportation	Greater Elgin Impact Fees	21,932.67	6/25/2018
Thomas Engineering Group, LLC	Engineering Services	Transportation	Tri-Cities Impact Fees	20,233.14	6/25/2018
Thomas Engineering Group, LLC	Engineering Services	Transportation	Tri-Cities Impact Fees	2,325.56	6/25/2018
EQ-The Environmental Quality Co. (dba US Ecology)	Contractual/Consulting Services	Environmental Management	Enterprise Surcharge	3,335.00	6/25/2018
Accurate Document Destruction Inc (GROOT)	Professional Services	Environmental Management	Enterprise Surcharge	1,880.00	6/25/2018
Fluorecycle, Inc.	Professional Services	Environmental Management	Enterprise Surcharge	207.82	6/25/2018
LRS Holdings LLC dba Lakeshore Recycling Systems	Professional Services	Environmental Management	Enterprise Surcharge	100.00	6/25/2018
Fifth Third Bank	Operating Supplies	Environmental Management	Enterprise Surcharge	4.57	6/25/2018
Fifth Third Bank	Operating Supplies	Environmental Management	Enterprise Surcharge	568.74	6/25/2018
Ready Refresh by Nestle (Ice Mountain)	Operating Supplies	Environmental Management	Enterprise Surcharge	32.75	6/25/2018
Fifth Third Bank	Books and Subscriptions	Environmental Management	Enterprise Surcharge	(59.99)	6/25/2018
Fifth Third Bank	Fuel- Vehicles	Environmental Management	Enterprise Surcharge	47.82	6/25/2018
Curran Contracting Company	Contractual/Consulting Services	Environmental Management	Enterprise General	86,047.06	6/25/2018
Weaver Consultants Group	Contractual/Consulting Services	Environmental Management	Enterprise General	50,848.02	6/25/2018
Weaver Consultants Group	Contractual/Consulting Services	Environmental Management	Enterprise General	23,089.63	6/25/2018
J & K Consultants, Inc.	Healthcare - Medical Expense Reimbursement	Other- Countywide Expenses	Health Insurance Fund	7,466.77	6/25/2018
J & K Consultants, Inc.	Healthcare - Medical Expense Reimbursement	Other- Countywide Expenses	Health Insurance Fund	25.00	6/25/2018
AT&T	Accrued Liabilities		911 Emergency Surcharge	217.92	6/25/2018
John F. Harahan	Accrued Liabilities		911 Emergency Surcharge	1,120.00	6/25/2018
National Telemangement Consultants Inc	Accrued Liabilities		911 Emergency Surcharge	2,840.00	6/25/2018
ComEd	Accrued Liabilities		Township Motor Fuel	2,295.45	6/25/2018
Meade Inc.	Accrued Liabilities		Township Motor Fuel	175.00	6/25/2018
Tri-Com Central Dispatch/City of Geneva	Accrued Liabilities		Wireless 911	132,141.92	6/25/2018
Flexible Benefits Service Corporation	Accrued Liabilities		Flexible Spending Account	11,671.70	6/25/2018
State of Illinois Treasurer	Accrued Liabilities		County Clerk Domestic Violence	1,660.00	6/25/2018
IL Dept of Public Health, Div of Vital Records	Accrued Liabilities		Death Certificates	8,776.00	6/25/2018
IMRF	Payroll Payable		Illinois Municipal Retirement	1,351,228.47	6/29/2018
<b>TOTAL CLAIMS PAID</b>	<b>1,626</b>			<b><u>\$7,702,819.90</u></b>	

OFFICE OF THE KANE COUNTY AUDITOR  
TERRY HUNT, KANE COUNTY AUDITOR

MARIOLA OSCARSON  
DEPUTY AUDITOR

MARGARET TODD-CAVE  
STAFF AUDITOR



719 S.BATAVIA AVENUE  
GENEVA, ILLINOIS 60134

630-232-5915  
630-208-3838 (FAX)

July 25, 2018

**FINANCE and BUDGET COMMITTEE REPORT**

**Updates from the Auditor's Office**

- The [County Auditor's Quarterly Financial Report for the Second Quarter of Fiscal Year 2018](#) was circulated electronically to all County Board members, elected Officials, the Finance Director and Assistant Finance Director on July 17<sup>th</sup>. The report is also available on the County Auditor's page of the County Website and can be accessed by following the hyperlink above.

A brief overview of that report will be the topic of a power point presentation. Slides of that presentation are attached for your reference.

- The [Fiscal Year 2018 Internal Audit Status Report Mid-Year Update](#) was circulated electronically to all board members as well as all stakeholders with audit recommendations. The report is also available on the County Auditor's page of the County Website and can be accessed by following the hyperlink above.
- The Economic Interest Statement Review 2018 has been completed. It will be circulated and available on the County Auditor's page of the County website prior to the committee meeting.
- Due to a recent change in the Director of Kane County Division of Environmental & Water Resources, it will be necessary to conduct a transition audit. The audit will be scheduled as soon as possible. The Board will be provided a copy of the report once the audit has been completed.

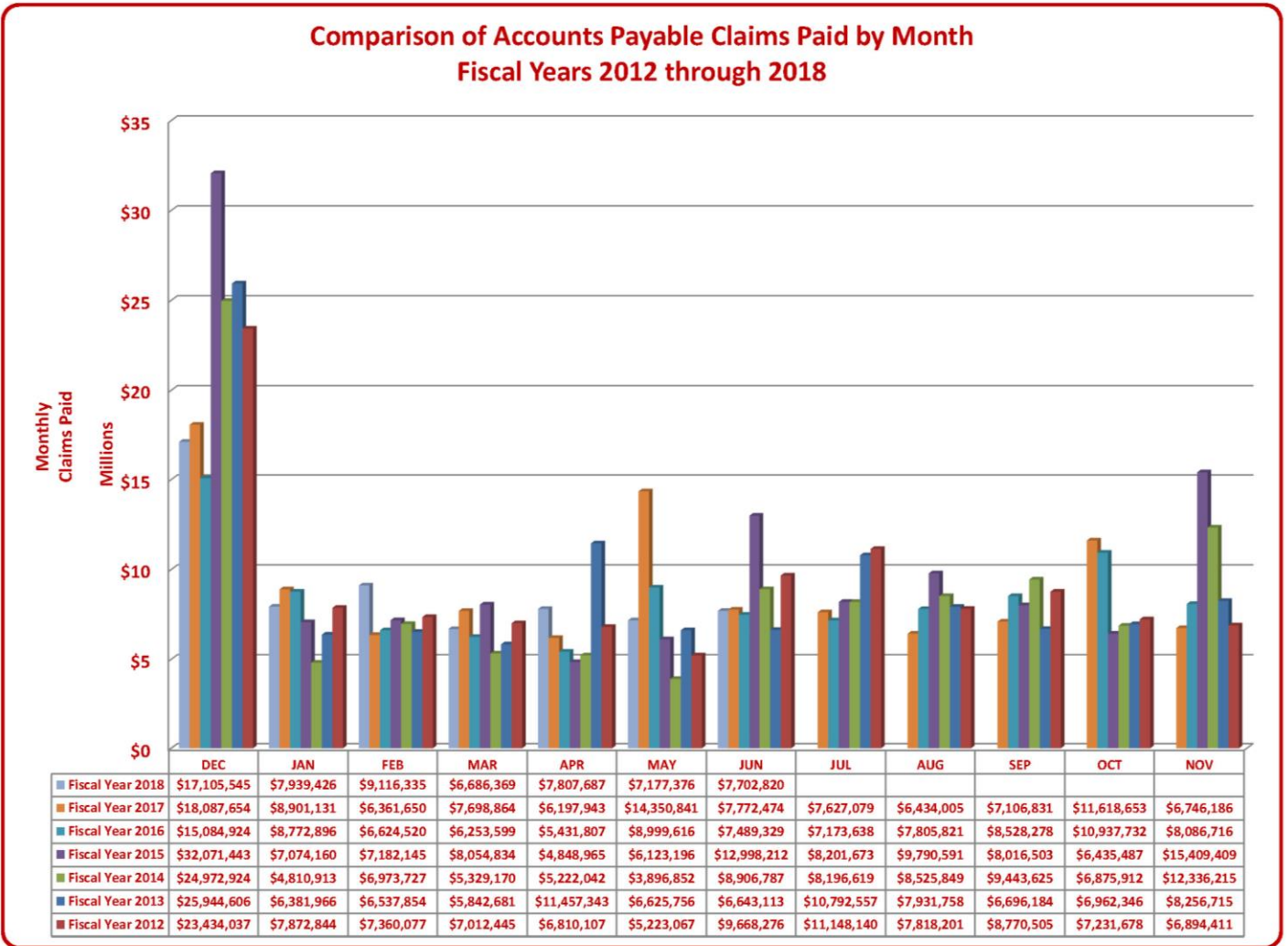
**Accounts Payable Claims Paid Report**

The [Accounts Payable Claims Paid Report for June 2018](#) shows that 1,626 invoices were processed which resulted in payments of \$7,702,819.90.

The supporting detail is available on the **Kane County OpenGov** platform. Reports for previous months are also available as saved views on the [Kane County Online Checkbook](#).



The following chart illustrates the comparison between accounts payable claims paid by month for fiscal years 2012 through 2018 to date.







# Auditor's Quarterly Financial Report

The County Auditor is required to prepare a quarterly report of the financial operations of the County which is presented to the County Board.

In accordance with State Statute, the report summarizes “the entire financial operations of the county including revenues anticipated and received, expenditures estimated and paid, obligations unpaid, the condition of all funds and appropriations and other pertinent information.”



# Countywide Funds



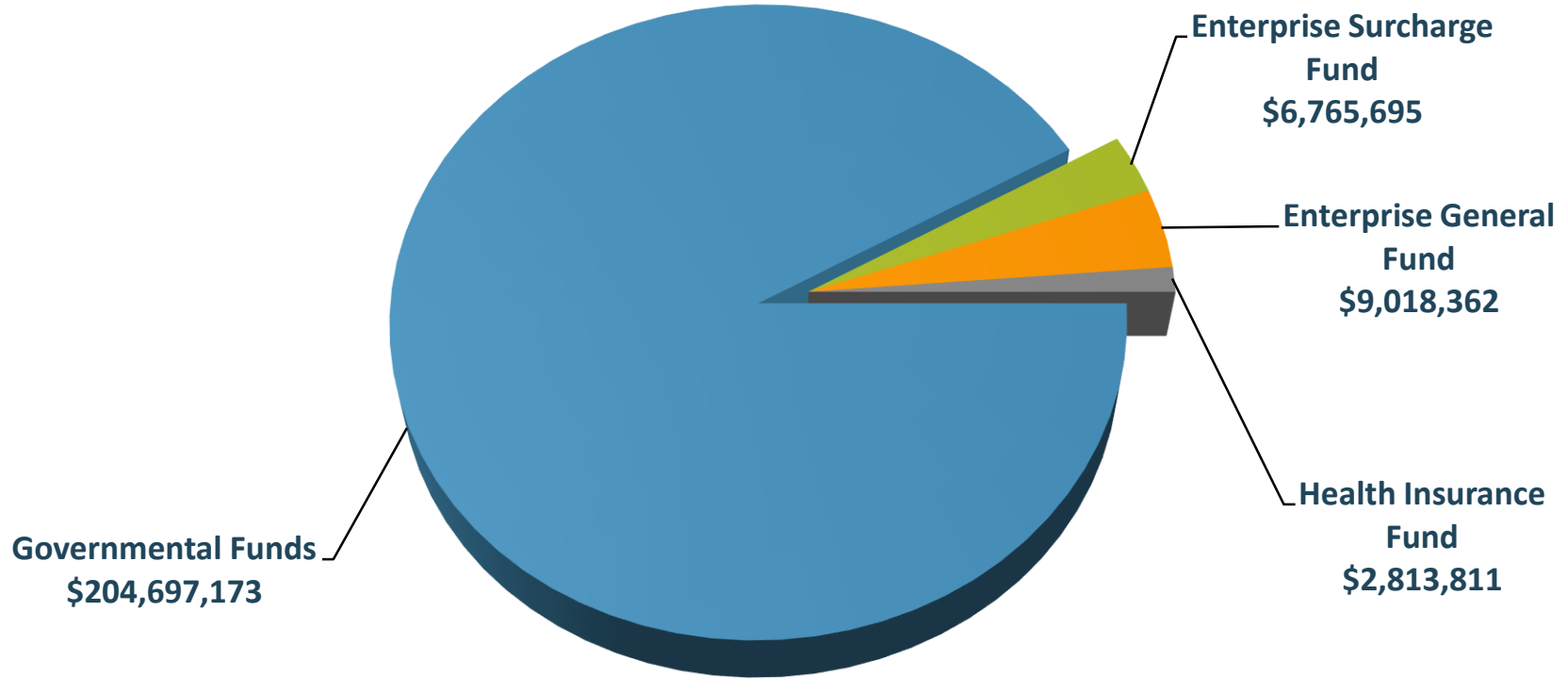
## Countywide Funds

- Governmental Funds
- Proprietary Funds

# Countywide Funds (as of May 31, 2018)

COUNTYWIDE FUNDS	ANNUAL BUDGET	YEAR-TO-DATE
Revenues	\$ 247,050,539	64,752,800
Expenditures & Encumbrances	277,050,539	135,536,794
Excess/(Deficiency) Revenues over Expenditures	(30,000,000)	(70,783,994)
Other Financing & Net Transfers In/(Out)	30,000,000	0
Less: Encumbrances Included Above		46,229,287
Net Change in Countywide Funds Balance		(24,554,707)
Countywide Funds Balance, Beginning of Year		247,849,748
Countywide Funds Balance, End of Quarter	\$	223,295,041

# Countywide Funds



# Governmental Funds



## Governmental Funds

General  
Fund

Special Revenue  
Funds

Debt Service  
Funds

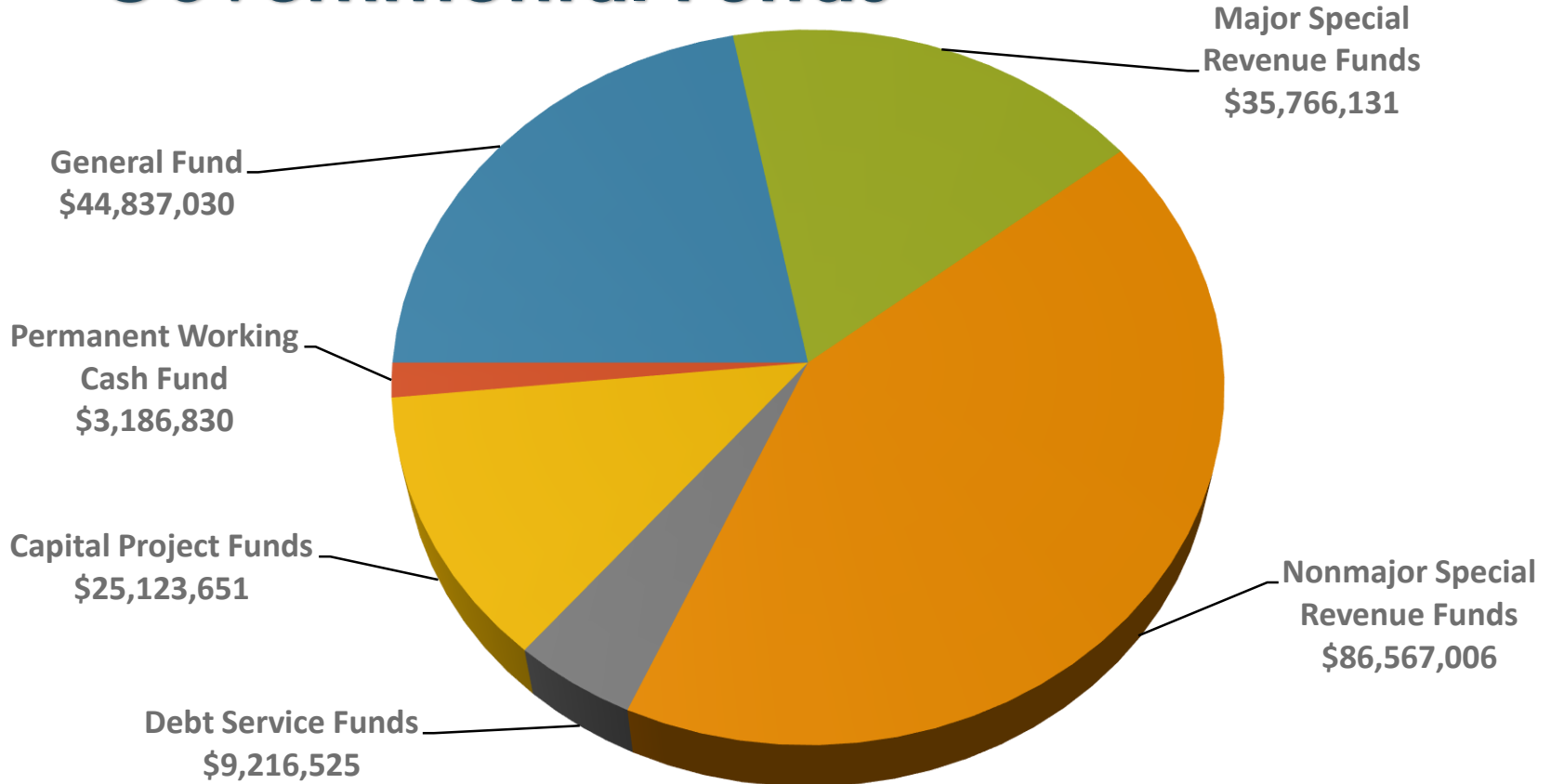
Capital Projects  
Funds

Permanent  
Working Cash  
Fund

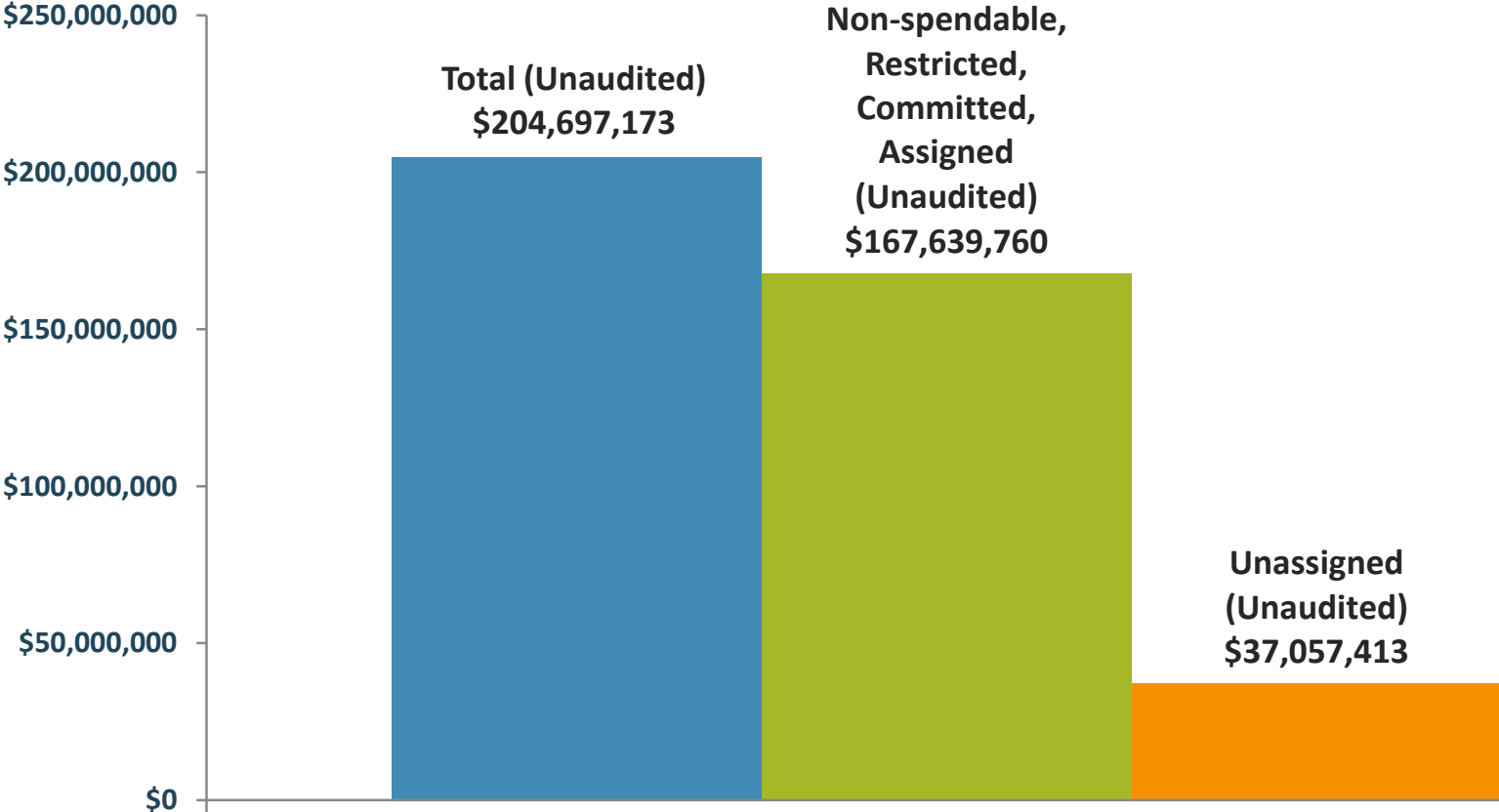
# Governmental Funds (as of May 31, 2018)

<b>GOVERNMENTAL FUNDS</b>	<b>ANNUAL BUDGET</b>	<b>YEAR-TO-DATE</b>
<b>Revenues</b>	\$ 223,781,562	<b>56,494,378</b>
<b>Expenditures &amp; Encumbrances</b>	253,736,102	<b>122,755,685</b>
<b>Excess/(Deficiency) Revenues over Expenditures</b>	(29,954,540)	<b>(66,261,307)</b>
<b>Other Financing &amp; Net Transfers In/(Out)</b>	29,954,540	<b>(45,460)</b>
<b>Less: Encumbrances Included Above</b>		<b>43,356,387</b>
<b>Net Change in Governmental Funds Balance</b>		<b>(22,950,380)</b>
<b>Governmental Funds Balance, Beginning of Year</b>		<b>227,647,533</b>
<b>Governmental Funds Balance, End of Quarter</b>	\$	<b>204,697,173</b>

# Governmental Funds

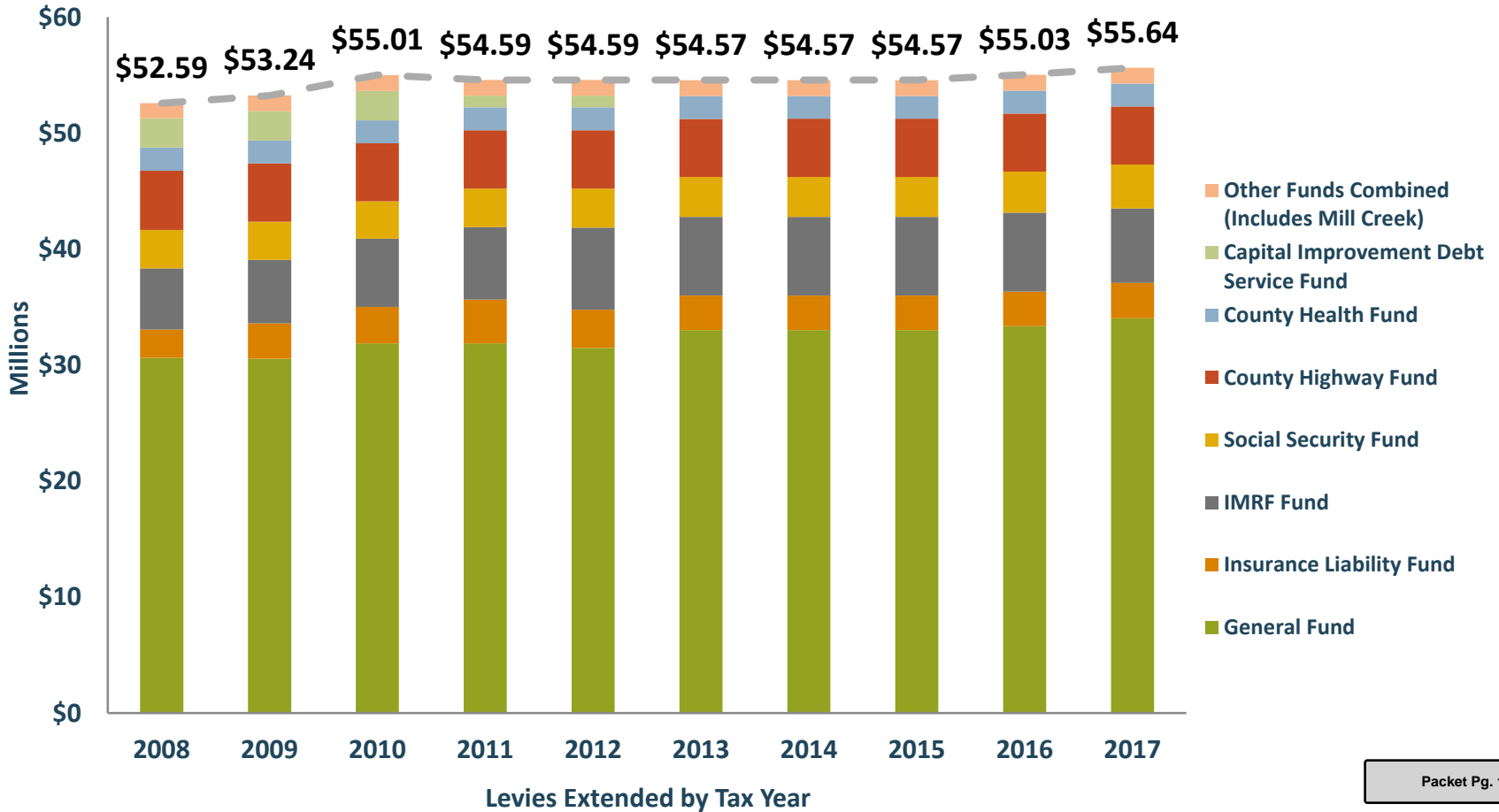


# Governmental Funds (as of May 31, 2018)





# Governmental Funds



# General Fund



## General Fund

General Fund

Special Reserve

Emergency Reserve

PP Tax Freeze

SAO Domestic Violence

Environmental Prosecution

Economic Development

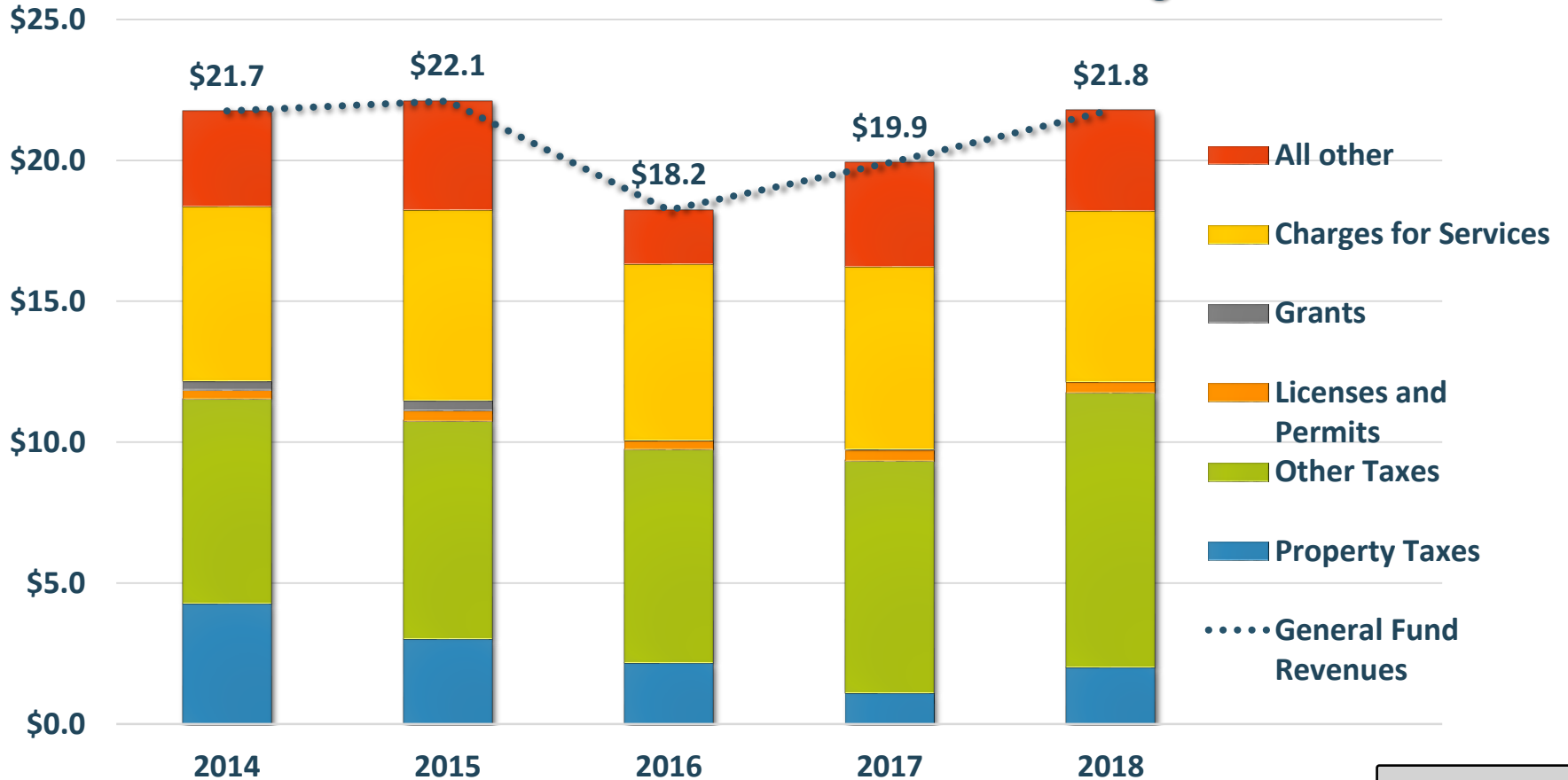
Cost Share Drainage

Public Building Commission

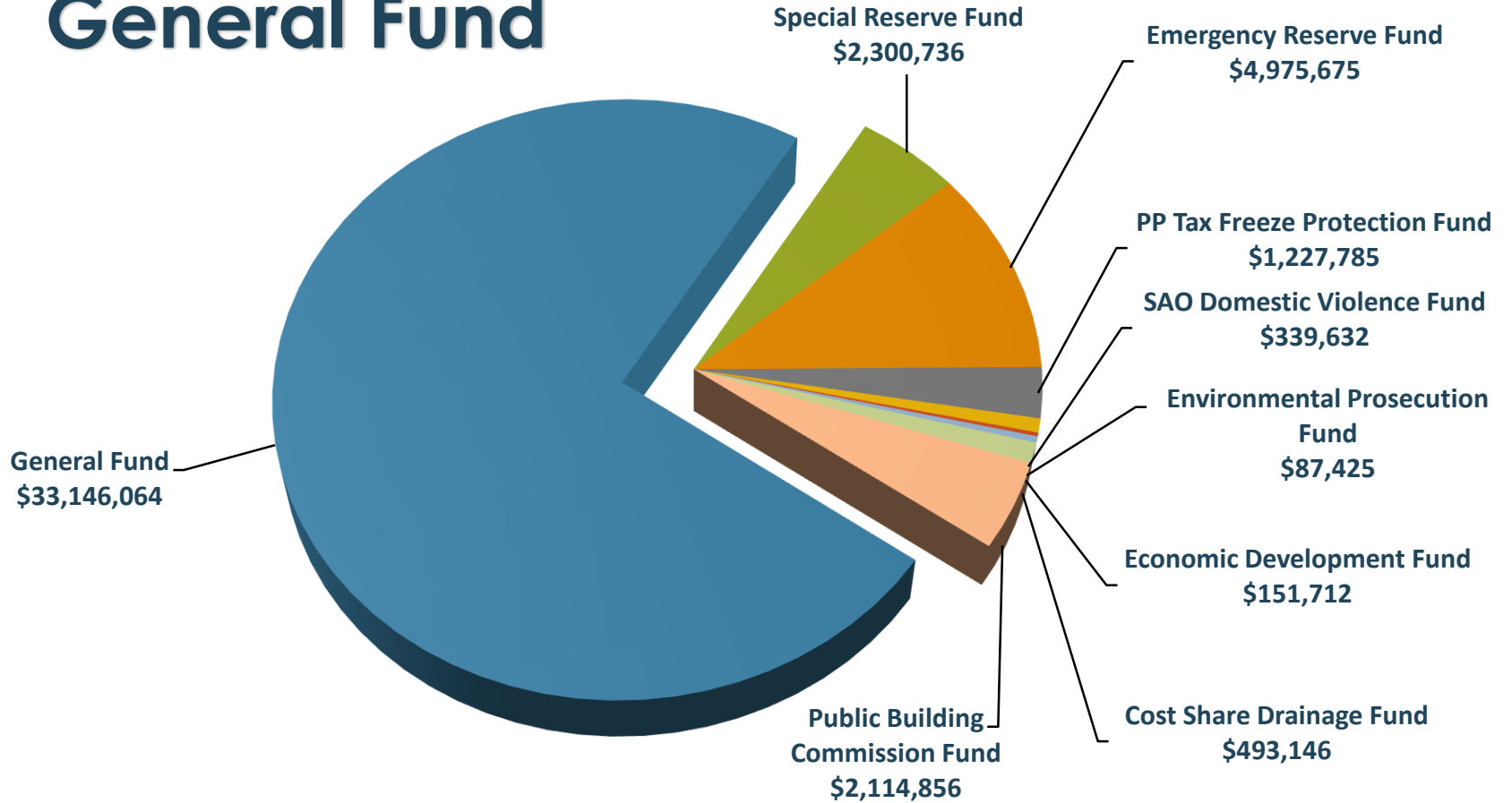
# General Fund (as of May 31, 2018)

GENERAL FUND	ANNUAL BUDGET	YEAR-TO-DATE
Revenues	\$ 82,582,688	21,780,340
Expenditures & Encumbrances	79,120,840	36,978,774
Excess/(Deficiency) Revenues over Expenditures	3,461,848	(15,198,434)
Other Financing & Net Transfers In/(Out)	(3,461,848)	(3,307,137)
Less: Encumbrances Included Above		460,101
Net Change in General Fund Balance		(18,045,470)
General Fund Balance, Beginning of Year		62,882,500
General Fund Balance, End of Quarter	\$	44,837,030

# General Fund Revenues – Through Second Quarter



# General Fund



# General Obligation Bonds



## Outstanding Bonds

Series 2004  
GO Refunding

Series 2010  
GO Alt Revenue

Series 2013  
GO Refunding

# Bonds Outstanding – Issued Fiscal Year 2004

In 2004 the County issued \$26,785,000 of General Obligation Bonds – Series 2004 for the purpose of refunding various debt instruments.

These bonds were used to refund previously issued bonds, including those used to finance the construction of the Orchard Road project.

Semi-annual interest is paid at 5.25%. This series is scheduled to be retired in fiscal 2021.

# Bonds Outstanding – Issued Fiscal Year 2011

In December 2010 the County issued an additional \$7,670,000 in “Build America Bonds” as authorized under the American Recovery and Reinvestment Act of 2009. The act provides for a Federal subsidy through a refundable tax credit to be paid to the County equal to 45% of the total interest paid to investors.

These bonds were designated as Recovery Zone Economic Development Bonds. Principal and interest payments come from the Recovery Zone Bond Debt Service Fund.

Semi-annual interest is paid at rates ranging from 1.15% to 6.55%. This series is scheduled to be fully retired in 2031.



# Bonds Outstanding – Issued Fiscal Year 2013

In April 2013 the County issued \$27,225,000 of General Obligation Bonds – Series 2013 for the purpose of refunding various debt instruments which carried higher interest rates to reduce the overall interest expense to the County.

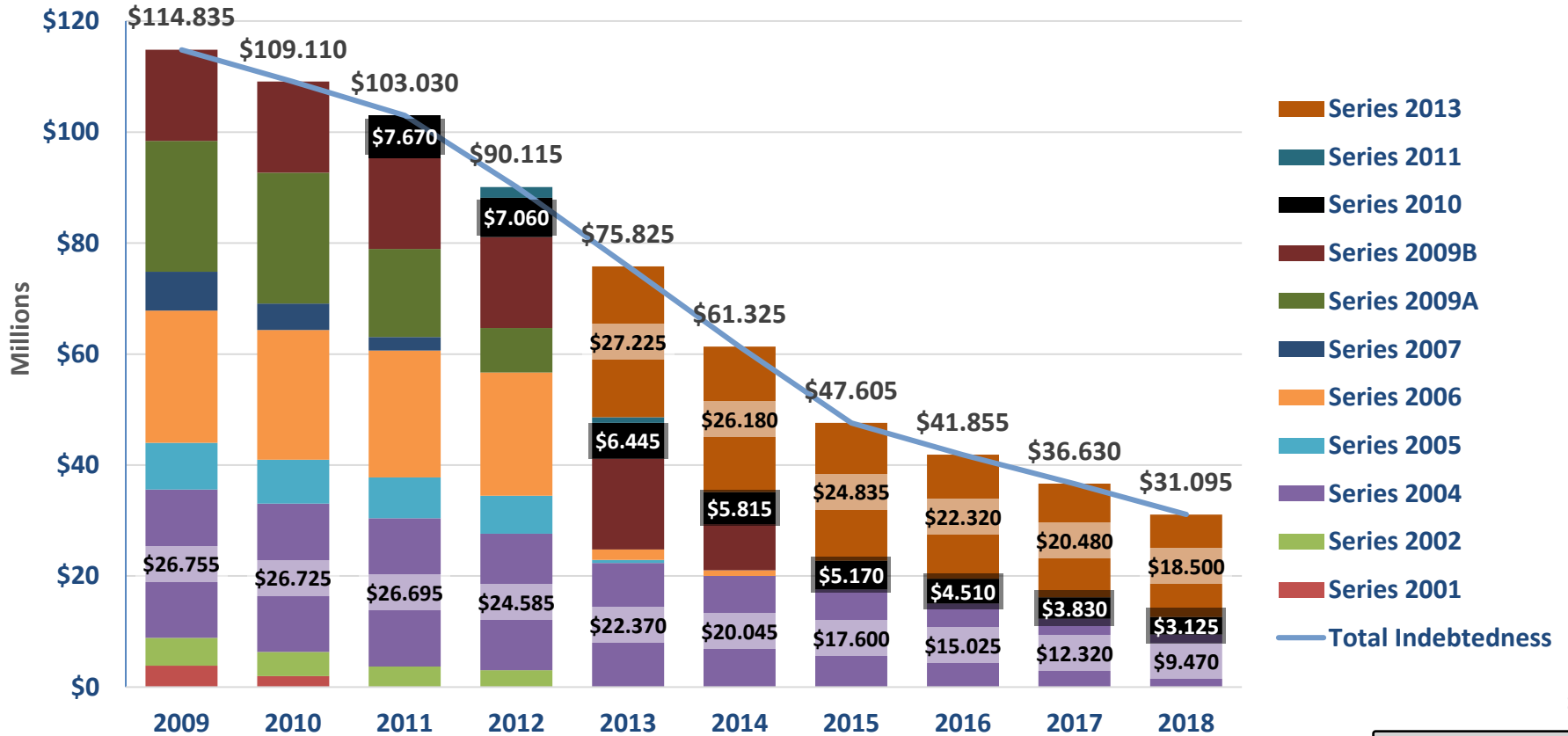
The remaining principal balance of approximately \$2,320,000 in Series 2002 G.O. Bonds was fully refunded.

Additionally, partial refunding of approximately \$5,795,000 in Series 2005 Debt Certificates, and \$19,620,000 in Series 2006 Debt Certificates was made through the Series 2013 issue.

Interest between 2.00% and 3.00% is paid on a semi-annual basis. This series is scheduled to be fully retired in 2024.

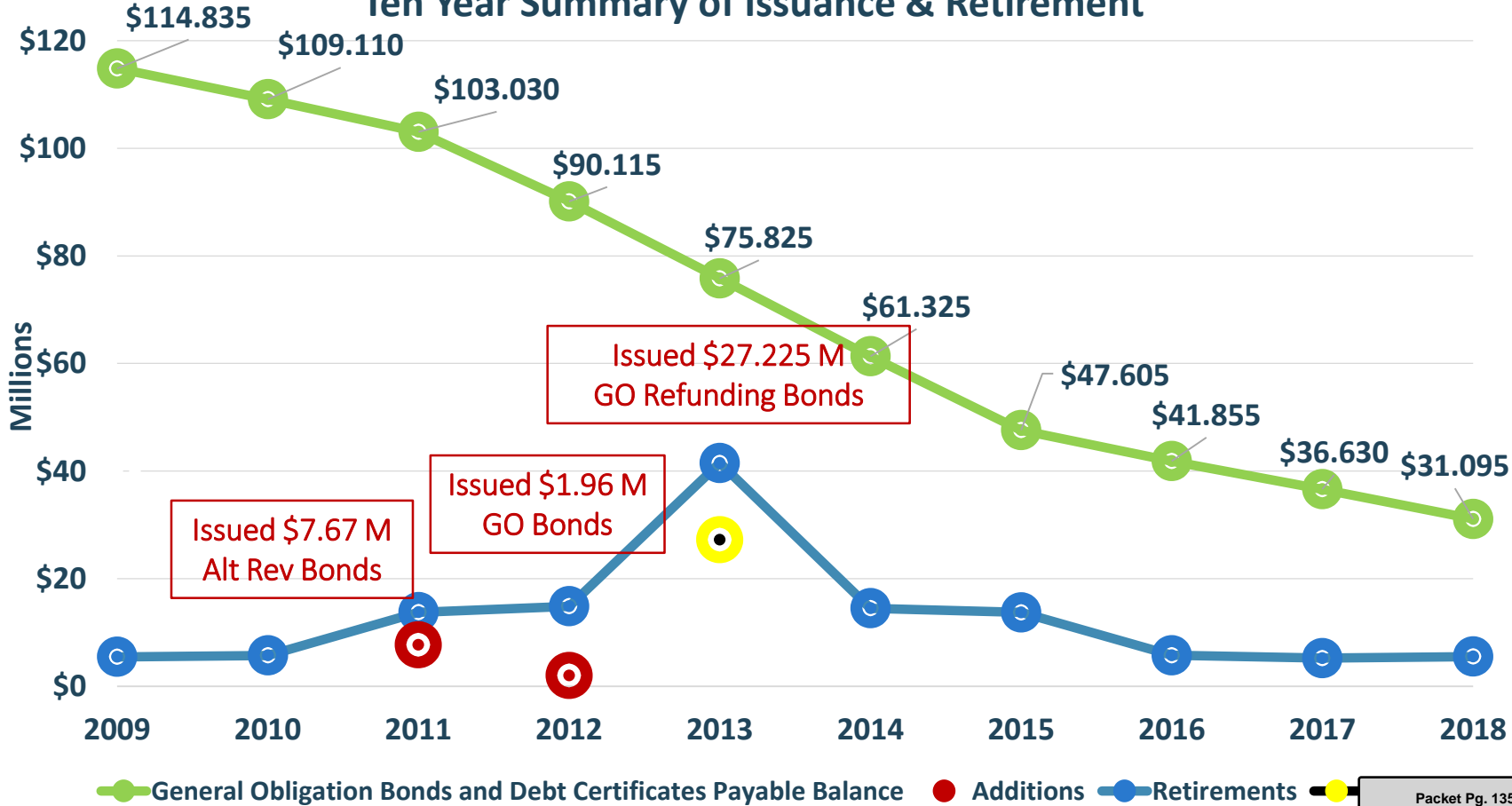
# General Obligation Bonds & Debt Certificates Payable

## Ten Year History of Outstanding Indebtedness at Year End

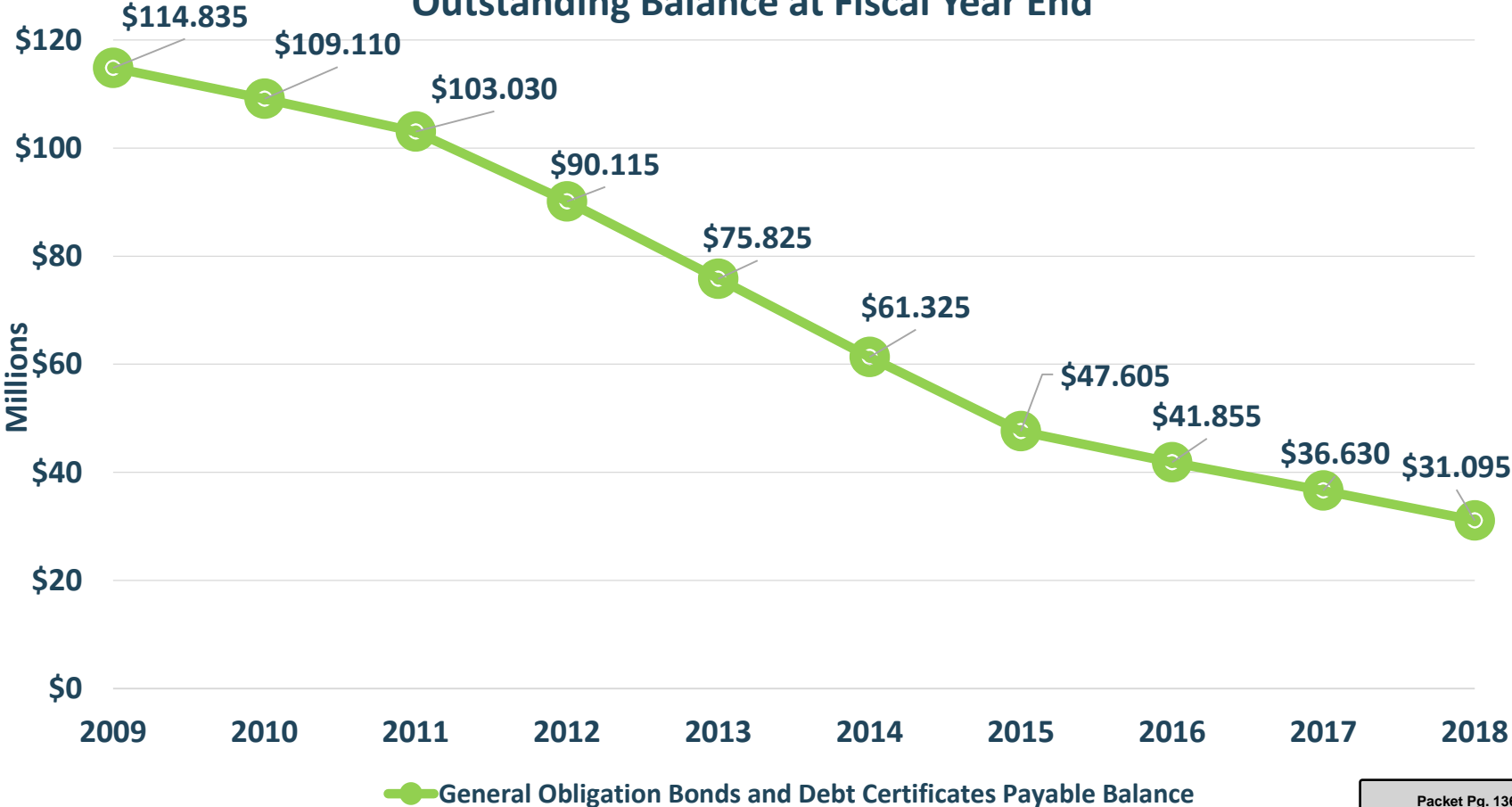


# General Obligation Bonds & Debt Certificates Payable

## Ten Year Summary of Issuance & Retirement



# General Obligation Bonds & Debt Certificates Payable Outstanding Balance at Fiscal Year End



# GO Bonds & Debt Certificates Net Retirement

## Fiscal Years 2010 Through 2018 In \$ Millions (Existing Bonds Only)

BONDS AND DEBT CERTIFICATES		Beginning	FISCAL YEAR ACTIVITY									Ending
		Balance	2010	2011	2012	2013	2014	2015	2016	2017	2018	Balance
Series 2001 - MFT Alt Revenue Bonds	\$	3.845	(1.875)	(1.970)								0.000
Series 2002 - GO Refunding Bonds		5.010	(0.635)	(0.660)	(0.685)	(3.030)						0.000
Series 2004 - GO Refunding Bonds		26.755	(0.030)	(0.030)	(2.110)	(2.215)	(2.325)	(2.445)	(2.575)	(2.705)	(2.850)	9.470
Series 2005 - Debt Certificates		8.420	(0.525)	(0.525)	(0.525)	(6.320)	(0.525)					0.000
Series 2006 - Debt Certificates		23.795	(0.410)	(0.515)	(0.630)	(20.365)	(0.870)	(1.005)				0.000
Series 2007 - GO Bonds		7.010	(2.250)	(2.335)	(2.425)							0.000
Series 2009A - GO Alt Revenue Bonds		23.600		(7.715)	(7.890)	(7.995)						0.000
Series 2009B - GO Alt Revenue Bonds		16.400					(8.120)	(8.280)				0.000
Series 2010 - GO Alt Revenue Bonds		-		7.670	(0.610)	(0.615)	(0.630)	(0.645)	(0.660)	(0.680)	(0.705)	3.125
Series 2011 - GO Bonds		-			1.960	(0.975)	(0.985)					0.000
Series 2013 - GO Refunding Bonds		-				27.225	(1.045)	(1.345)	(2.515)	(1.840)	(1.980)	18.500
<b>ANNUAL NET RETIREMENTS</b>	\$		(5.725)	(6.080)	(12.915)	(14.290)	(14.500)	(13.720)	(5.750)	(5.225)	(5.535)	
<b>CUMULATIVE NET RETIREMENTS</b>	\$		(5.725)	(11.805)	(24.720)	(39.010)	(53.510)	(67.230)	(72.980)	(78.205)	(83.740)	
<b>YEAR END BALANCE</b>	\$	114.835	109.110	103.030	90.115	75.825	61.325	47.605	41.855	36.630	31.095	31.095